





SANTHIRAM ENGINEERING COLLEGE: NANDYAL

Pass Percentage for an Academic Year 2020-2021

S.No	Program Code	Program Name	No of Students Registered	No of Students Passed	Pass Percentage
1	04	B.Tech(ECE)	95	90	94.74
2	05	B.Tech(CSE)	68	66	97.06
3	02	B.Tech(EEE)	46	40	86.96
4	03	B.Tech(ME)	63	56	88.89
5	1E	MBA	52	43	82.7
6	57	M.Tech-VLSISD	10	10	100


Examination Incharge
Examination Incharge
Santhiram Engineering College
Nandyal, Kurnool(Dt), A.P.


Chief Superintendent
Chief Superintendent
(EXAMINATIONS)
Santhiram Engineering College
NANDYAL



SANTHIRAM ENGINEERING COLLEGE
Approved By A.I.C.T.E, New Delhi, Affiliated to J.N.T.U.A, Anantapuramu
AN ISO 9001:2015 CERTIFIED COLLEGE
2(f) and 12(B) recognition by UGC Act,1956
NH-40,Nandyal, Kurnool , A.P.-518 502

Dept: ECE

FINAL PASSING EXAMINATION

S.No.	ROLLNO	Name of the Student	ADSPM&W	PRA	CVV	TS	PW	Total	Per(%)
			15A04801	15A04803	15A04805	15A04806	15A04807		
1	16X51A0416	G JAYAPRAKASH REDDY	56	72	48	48	177	401	80.2
2	16X51A0439	K PAVAN KUMAR	62	77	49	49	195	432	86.4
3	16X51A0440	B VENKATA PRASHANTH	52	60	48	48	187	395	79
4	17X51A0401	AKULA SIVA NAGA BHARADWAJA	62	63	48	49	189	411	82.2
5	17X51A0402	AMARAVATHI HIMA BINDU	60	66	49	49	189	413	82.6
6	17X51A0403	ANAKALA HARSHAVARDHAN	54	54	48	48	184	388	77.6
7	17X51A0404	ARVETI PUSHKAR	61	69	49	49	191	419	83.8
8	17X51A0405	BADRI CHARAN KUMAR	52	57	47	48	186	390	78
9	17X51A0406	BALLARI PUSHPALATHA	53	75	49	49	195	421	84.2
10	17X51A0407	BANDARU MAHESH	57	70	48	48	192	415	83
11	17X51A0408	BANDI MEGHANA	56	71	48	48	192	415	83
12	17X51A0409	BANDLA ANUSHA	53	69	50	49	196	417	83.4
13	17X51A0410	BATHINI SRUTHI KEERTHANA	53	71	49	49	193	415	83
14	17X51A0411	BATTULA SURENDRA	53	70	48	47	185	403	80.6
15	17X51A0412	BOYAPALLI GAYATRI	54	70	49	49	191	413	82.6
16	17X51A0413	CHAVVA DASTHAGIRAMMA	56	65	49	49	189	408	81.6
17	17X51A0414	CHILAMAKURU SWETHA	54	66	48	47	190	405	81
18	17X51A0415	EDIGA SWETHA	52	77	49	49	195	422	84.4
19	17X51A0416	GAJA CHAITANYA	65	70	49	48	190	422	84.4
20	17X51A0417	GANTA ADILAKSHMI	52	70	48	48	193	411	82.2
21	17X51A0418	GUDDETI CHANDRIKA	55	66	49	50	195	415	83
22	17X51A0419	JANGALAPALLI SUPRIYA	66	77	49	49	194	435	87
23	17X51A0420	KACHIREDDY DHARANI	64	71	49	50	195	429	85.8
24	17X51A0421	KACHIREDDY SIVA JYOTHI	61	64	49	49	193	416	83.2
25	17X51A0422	MADDINA SRUTHI	53	62	48	48	189	400	80

26	17X51A0423	MANJULA MANI NEELAKANTA MUNAGALA VENKATA	61	70	49	49	192	421	84.2
27	17X51A0424	RISHIVARUN REDDY	66	64	49	49	194	422	84.4
28	17X51A0425	PAGIDELA JOSHNA	53	70	48	48	186	405	81
29	17X51A0426	PAGIDELA SAI CHARAN REDDY	54	69	49	49	188	409	81.8
30	17X51A0427	PEDDAYENUMULA DIVYA	49	67	48	49	194	407	81.4
31	17X51A0428	SADDALA SANTHOSH REDDY	50	61	49	48	187	395	79
32	17X51A0429	SANDRABOINA JASWANTH YADAV	57	67	49	49	193	415	83
33	17X51A0430	SHAIK SHAHRUK HUSSAIN	15	15	47	47	182	306	61.2
34	17X51A0432	TANGUTURI VANITHA	53	62	48	49	188	400	80
35	17X51A0433	UNNIGORLA MADDILETY SWAMY	54	69	48	47	184	402	80.4
36	17X51A0434	VADDARAPU NAVEEN	71	67	49	49	190	426	85.2
37	17X51A0435	VADDU SWATHI	58	60	49	49	190	406	81.2
38	17X51A0436	VANNAM MOHAN BABU	55	49	47	47	182	380	76
39	17X51A0438	BAGGARI NAGA KALYAN	55	64	48	48	189	404	80.8
40	17X51A0439	MADUGULA SREE SUSHANTH	44	44	47	48	179	362	72.4
41	17X51A0440	ALAMURU BHANU SUDHEER	55	58	47	47	182	389	77.8
42	17X51A0441	ANDRAJULA NANDA RAJA SEKHAR	53	65	48	48	186	400	80
43	17X51A0442	BACHUPATI NAGA DINESH KUMAR	53	65	48	47	178	391	78.2
44	17X51A0443	BILLAPATI SOWMYA	50	63	48	48	187	396	79.2
45	17X51A0444	BYNAPALLE MAMATHA	47	47	48	48	186	376	75.2
46	17X51A0445	CHAKALI NAVEEN KUMAR	50	49	49	48	184	380	76
47	17X51A0446	CHEVA NAVYASRI	55	56	48	48	188	395	79
48	17X51A0448	DHAYEPULE LAHARI SREE	52	47	48	48	186	381	76.2
49	17X51A0449	GADDAM MADHUSUDHAN REDDY	53	31	48	48	184	364	72.8
50	17X51A0450	GUNDE SIVAKUMAR	56	75	48	48	187	414	82.8
51	17X51A0451	KACHIREDDY KAVYA	41	49	47	47	183	367	73.4
52	17X51A0452	KARAMPUDI NAGARAJU	57	63	47	47	178	392	78.4
53	17X51A0453	KOYALATHOTA SANTHOSH REDDY	52	73	48	48	188	409	81.8
54	17X51A0454	MULLA MD IMRAN	40	41	47	48	175	351	70.2
55	17X51A0455	MUPPIDI RECHAL	47	53	47	47	185	379	75.8
56	17X51A0456	MURAHARI BHUVANESH	65	66	47	48	174	400	80

57	17X51A0457	PAGADALA VENKATA KASIVISHWANATH	61	74	48	48	192	423	84.6
58	17X51A0458	PANCHAKARLA SHIRISHA	70	78	50	49	194	441	88.2
59	17X51A0459	P SAI BABA	69	79	49	49	192	438	87.6
60	17X51A0460	POBBATHI SHALEM RAJU	48	50	48	48	193	387	77.4
61	17X51A0461	POLA THARUN KUMAR REDDY	15	15	45	46	54	175	35
62	17X51A0462	RAMI REDDY JAYA CHANDRAHASA REDDY	40	49	48	48	174	359	71.8
63	17X51A0464	SAPPIDI VENKATA NAGA KIRAN	46	74	48	48	174	390	78
64	17X51A0465	SHAIK HENAZ	44	50	48	48	191	381	76.2
65	17X51A0467	SHAIK MAHAMMAD RAFI	62	84	49	49	194	438	87.6
66	17X51A0468	SHAIK SAHIL	56	73	49	49	187	414	82.8
67	17X51A0469	SRIKAKULA SAMYUKTHA	60	68	49	49	193	419	83.8
68	17X51A0470	THURLAPATI SREE GURU CHARAN	20	48	47	47	183	345	69
69	17X51A0471	YADIKI SREEHITHA	44	46	47	47	189	373	74.6
70	17X51A0472	Y RAMESH	67	78	49	49	191	434	86.8
71	17X51A0473	KURAKULA VAMSI KRISHNA	59	69	49	49	189	415	83
72	18X55A0401	BALLANI SAI GOWTHAM	56	57	48	48	193	402	80.4
73	18X55A0402	BANDI LAKSHMINARAYANA	56	64	48	49	184	401	80.2
74	18X55A0403	BHUMA MANOJ KUMAR	49	67	49	49	194	408	81.6
75	18X55A0404	CHENCHAMMAGARI PAMULETI	53	74	47	47	188	409	81.8
76	18X55A0405	CHENNAKESAVULA LAKSHMI PRASANNA	67	73	49	49	195	433	86.6
77	18X55A0406	CHINTALENI KALPANA	62	74	48	48	185	417	83.4
78	18X55A0407	DASARI PRASAD	66	75	47	47	183	418	83.6
79	18X55A0408	DIRISHALA VAMSHI KRISHNA	58	77	49	49	194	427	85.4
80	18X55A0409	GOLLA SUMITHA	58	69	48	48	189	412	82.4
81	18X55A0410	GURKA PRATHAP REDDY	69	72	49	49	190	429	85.8
82	18X55A0412	NALLAGUNDLA PRAVEEN NERLAPALLE	51	68	49	47	173	388	77.6
83	18X55A0413	HARSHAVARDHAN REDDY	70	74	49	49	188	430	86
84	18X55A0414	NIDIGANTI VINEETH KUMAR GOUD	53	64	47	47	190	401	80.2
85	18X55A0415	PARUCHURU SAINATH	62	65	48	49	194	418	83.6
86	18X55A0417	PASUPULA TARUN KUMAR	15	28	47	47	183	320	64
87	18X55A0418	PERNAPATI VENKATA SAI AKHIL	61	71	49	49	195	425	85

88	18X55A0419	SANGALA MADHU	61	68	48	48	185	410	82
89	18X55A0420	SANGATI HYMAVATHI	65	70	48	48	188	419	83.8
90	18X55A0421	SHAIK BABA FAKRUDDIN	57	74	49	49	192	421	84.2
91	18X55A0422	SHAIK NABI RASOOL	66	71	49	49	191	426	85.2
92	18X55A0423	SINGANAPALLE MADHU	66	70	48	48	187	419	83.8
93	18X55A0424	THALASANI YAMUNA	63	79	49	49	192	432	86.4
94	18X55A0425	UPPALA NAVYA KALA	63	73	49	49	194	428	85.6
95	18X55A0426	YANAKANDLA VENUGOPAL	62	80	48	48	182	420	84
		Total Failed	1	2	0	0	0		
		Highest marks	71	84	50	50	196		
		Average Marks	54.81	64.14	48.24	48.25	186.66		

Total No. of Students Registered	:	95
Total No. of Students Failed	:	5
Total No. of Students Passed	:	90
Percentage of Pass	:	94.74

Kareddi
Examination In charge
Examination Incharge
Santhiram Engineering College
Nandyal, Kurnool(Dt), A.P.

[Signature]
Chief Superintendent
Chief Superintendent
(EXAMINATIONS)
Santhiram Engineering College
NANDYAL

**SANTHIRAM ENGINEERING COLLEGE**

Approved By A.I.C.T.E, New Delhi, Affiliated to J.N.T.U.A, Anantapuramu

AN ISO 9001:2008 CERTIFIED COLLEGE

2(f) and 12(B) recognition by UGC Act, 1956

NH-18, Nandyal, Kurnool, A.P.-518 502


Dept: CSE

FINAL PASSING EXAMINATIONS

S.No	ROLLNO	NAME OF THE STUDENT	15A05802	15A05805	15A05807	15A05808	15A05809	TOTAL (500 M)	%
			MC	ETFSCA IOT	CVV	TECH SEM	PROJECT WORK		
1	17X51A0501	A HEMANTH KUMAR	82	73	50	49	198	452	90.40
2	17X51A0503	AMBARKAR JAYA BHAVANI	86	77	49	49	191	452	90.40
3	17X51A0504	ANNAPUREDDY SREEVANI	84	75	45	44	181	429	85.80
4	17X51A0505	ANAKALA PRUDVI VENKATA MARU	79	71	50	48	198	446	89.20
5	17X51A0506	B AZBIN RABI	50	48	45	45	180	368	73.60
6	17X51A0507	B SAI JYOTHI	74	60	47	45	182	408	81.60
7	17X51A0508	B NAGA HARSHAVARDHAN REDDY	74	57	46	44	185	406	81.20
8	17X51A0509	BHUMA HARSHITHA	78	64	47	46	184	419	83.80
9	17X51A0510	B SUNAYANA	70	65	49	48	192	424	84.80
10	17X51A0511	BONTHALA SAI SRI HARSHITHA	83	71	50	46	192	442	88.40
11	17X51A0512	BOYA ASHOK KUMAR	56	51	45	47	183	382	76.40
12	17X51A0513	CHUNDUR GURU KRISHNA	60	50	45	47	182	384	76.80
13	17X51A0514	D PARTHA RAHUL	65	58	47	48	192	410	82.00
14	17X51A0515	DESU BHAVANA	83	70	50	49	195	447	89.40
15	17X51A0516	DUDEKULA RAJ KUMAR	72	67	45	45	187	416	83.20
16	17X51A0517	D SUKANYA	81	74	47	48	192	442	88.40
17	17X51A0518	ELLURU SUSMITHA	82	80	48	48	193	451	90.20
18	17X51A0520	G NEELIMA	83	75	47	48	193	446	89.20
19	17X51A0521	G SHASHIKALA	69	66	46	47	183	411	82.20
20	17X51A0522	GEEDA SWATHI	65	57	47	47	189	405	81.00
21	17X51A0523	GODI SRI SAHITYA	80	72	45	48	184	429	85.80
22	17X51A0524	GOPIREDDY SAI GUNA VARSHETA	75	75	47	48	191	436	87.20
23	17X51A0526	JILLELLA SRI LASYA	66	67	49	48	191	421	84.20
24	17X51A0527	KAIPA MOUNIKA	78	67	49	47	191	432	86.40
25	17X51A0528	KAIPA PRATHYUSHA	66	67	50	49	198	430	86.00
26	17X51A0529	K LAKSHMI SREEDHARA	60	65	46	46	186	403	80.60
27	17X51A0530	K SHARANA PRIYA	53	61	46	45	182	387	77.40
28	17X51A0531	KAMALAPURI HARITHA	56	57	48	46	182	389	77.80
29	17X51A0532	K SUCHARITHA	91	67	48	47	190	443	88.60
30	17X51A0533	A LAVANYA ROYAL	79	76	49	49	196	449	89.80
31	17X51A0534	M MADHAVI LATHA	90	71	46	47	191	445	89.00
32	17X51A0535	MALPA SAISUPRIYA	66	48	47	46	183	390	78.00
33	17X51A0536	M PAVAN SAI	55	59	48	48	195	405	81.00
34	17X51A0537	M CHANDRAKALA	79	65	47	49	185	425	85.00
35	17X51A0538	M NAGA DHANUSH	70	58	48	47	195	418	83.60
36	17X51A0539	MOORATHOTI AJAY DANIEL PRAKA	32	46	44	47	182	351	70.20
37	17X51A0540	MULLA SULEMAN	77	72	49	49	196	443	88.60
38	17X51A0541	NAGIREDDY YUGANDHAR REDDY	77	69	45	45	188	424	84.80
39	17X51A0542	NALLANUKALA NARESH	64	57	44	46	181	392	78.40
40	17X51A0543	N SUSHMITHA SONY	72	70	48	49	195	434	86.80
41	17X51A0544	N SHOBHA RANI	70	72	48	48	195	433	86.60
42	17X51A0545	P NAGA JHANSI	71	72	47	48	184	422	84.40
43	17X51A0546	P SUPRIYA	74	73	48	47	186	428	85.60
44	17X51A0547	PATTAN MOIN KHAN	53	57	44	46	182	382	76.40
45	17X51A0548	P KAVYA SREE	73	73	45	48	191	430	86.00

Dept: CSE			FINAL PASSING EXAMINATIONS						
S.No	ROLLNO	NAME OF THE STUDENT	15A05802	15A05805	15A05807	15A05808	15A05809	TOTAL (500 M)	%
			MC	ETFSCA IOT	CVV	TECH SEM	PROJECT WORK		
46	17X51A0549	PONNATHOTA UMA DEVI	64	63	48	46	187	408	81.60
47	17X51A0550	P VENKATA SWATHI	66	72	46	46	181	411	82.20
48	17X51A0551	POTHIREDDY SAJASWANTH REDDY	61	67	44	44	182	398	79.60
49	17X51A0552	PUDIPATLA SAINIHARIKA	67	79	46	46	190	428	85.60
50	17X51A0553	R LAKSHMI CHAITANYA	60	71	48	46	191	416	83.20
51	17X51A0554	SEELAM PAVANI	72	74	46	44	183	419	83.80
52	17X51A0557	SHAIK WASEEM AKRAM	60	61	45	45	186	397	79.40
53	17X51A0558	S DANISH HUSSAIN	49	62	45	47	186	389	77.80
54	17X51A0559	SHAIK HAJI GULAB	77	68	49	49	198	441	88.20
55	17X51A0560	S MAHAMMAD ALI	49	40	43	41	177	350	70.00
56	17X51A0561	SM ABDUL KHADAR JILAN	47	41	44	47	186	365	73.00
57	17X51A0562	SINGIREDDY ANUSHA	77	61	48	48	192	426	85.20
58	17X51A0563	S MUBEENA	87	76	50	49	198	460	92.00
59	17X51A0564	T VENKATA SAI THANUSHA	69	69	48	49	188	423	84.60
60	17X51A0565	THUMMALA PAVANI	73	67	48	47	191	426	85.20
61	17X51A0566	T AKSHAYA SREE	67	65	45	47	185	409	81.80
62	17X51A0567	U INDRAJA	78	78	49	48	192	445	89.00
63	17X51A0568	V SREE LEKHA	61	52	47	48	188	396	79.20
64	17X51A0569	VADDAMANU LAKSHMI NARASIMH	58	52	45	48	191	394	78.80
65	17X51A0571	VANKADARA NAGA VYSHNAVI	62	55	49	48	190	404	80.80
66	16X51A0515	A KEDARNATH REDDY	59	51	44	47	178	379	75.80
67	16X51A0592	P VEER SEKHAR REEDY	61	60	43	46	178	388	77.60
68	172P1A0593	MD QHALEEM	57	40	43	45	176	361	72.20
Total Failed			1	1	0	0	0		
Highest marks			91	80	50	49	198		
Average Marks			68.88	64.25	46.81	46.94	188.03		

Total no of Students Registered	:	68
Total no of Students Failed	:	2
Total no of Students Passed	:	66
percentage of pass	:	97.05


Examination Incharge
 Examination Incharge
 Santhiram Engineering College
 Nandyal, Kurnool(Dt), A.P.


Chief Superintendent
 Chief Superintendent
 (EXAMINATIONS)
 Santhiram Engineering College
 NANDYAL




SANTHIRAM ENGINEERING COLLEGE
Approved By A.I.C.T.E, New Delhi, Affiliated to J.N.T.U.A, Anantapuram
AN ISO 9001:2008 CERTIFIED COLLEGE
2(f) and 12(B) recognition by UGC Act,1956
NH-18,Nandyal, Kurnool , A.P.-518 502

Dept: EEE

FINAL PASSING EXAMINATION

S.No	ROLLNO	NAME OF THE STUDENT	15A02806	15A02807	15A02808	15A02801	15A02805	TOTAL (500 M)	%
			CVV	TS	PW	INST	ERT		
1	17X51A0201	ARAVETI PAVAN KALYAN	44	45	191	53	64	397	79.4
2	17X51A0202	DUDEKULA ABDUL KAREEM	43	43	190	56	61	393	78.6
3	17X51A0203	DUDEKULA SABITHA BEE	50	50	199	81	86	466	93.2
4	17X51A0204	CHIKKONDU MADHAVI LATHA	47	47	195	60	76	425	85
5	17X51A0205	KAMBHAM HARIKRISHNA	43	43	189	48	41	364	72.8
6	17X51A0206	KANDUKURI SUPRIYA	49	48	198	78	83	456	91.2
7	17X51A0207	K NAVEEN KUMAR REDDY	40	42	183	28	23	316	63.2
8	17X51A0208	MALLEPULA THARAKNATH	43	42	190	36	46	357	71.4
9	17X51A0209	MANDHIRAJU VINAY KUMAR RAJU	49	48	197	63	59	416	83.2
10	17X51A0210	MARTHALA MADILETY REDDY	45	46	192	58	44	385	77
11	17X51A0211	MIDDE KAMALAKAR	47	45	194	24	45	355	71
12	17X51A0212	NANDIVARGAM MURALI KRISHNA	48	47	197	64	60	416	83.2
13	17X51A0213	PAMAKKAGARI MAHESH	44	45	191	52	43	375	75
14	17X51A0215	SHAIK THAHARA SULTHANA	49	47	197	70	59	422	84.4
15	17X51A0216	VAGILBANDI INTHIYAZ	45	45	191	49	50	380	76
16	18X55A0201	BHIMAPPAGARI VINAY	48	48	198	54	50	398	79.6
17	18X55A0202	BHUPANI NAGENDRA	47	47	191	37	42	364	72.8
18	18X55A0203	BIYYAGARI NOUSHAD BEE	47	46	194	65	62	414	82.8
19	18X55A0204	BOYA ERANNA	45	45	194	59	52	395	79
20	18X55A0205	BUDAMAKAYALA RAGHURAM	45	46	191	56	57	395	79
21	18X55A0206	BUSAPPAGARI DURGA PRASAD	45	46	192	47	34	364	72.8
22	18X55A0207	BYGGARI DATTASAI TEJA	46	46	194	50	39	375	75
23	18X55A0208	CHAKALI HARI NAGENDRA	49	47	198	66	58	418	83.6
24	18X55A0209	ELURU SUDARSANA SASI PREETAM	49	47	196	59	57	408	81.6
25	18X55A0210	GANGADASARI SASHIDHAR REDDY	46	46	191	46	47	376	75.2
26	18X55A0211	GOLLA GURU MURTHY	48	47	196	58	57	406	81.2
27	18X55A0212	GUDETI VENKATESH	46	46	194	52	50	388	77.6
28	18X55A0213	GUNTHAPALLI JAKEER AHAMMAD	46	47	193	46	49	381	76.2
29	18X55A0214	KALUVA MAHESH	46	47	194	59	50	396	79.2
30	18X55A0215	KAMMARI HEMANTHACHARI	49	47	198	71	63	428	85.6
31	18X55A0216	KOILKUNTALA VASAVI BAI	48	48	194	61	63	414	82.8
32	18X55A0218	KURUVA JAYAKRISHNA	47	46	193	49	55	390	78
33	18X55A0219	MALLEPULA SANTHOSH KUMAR	47	46	194	54	50	391	78.2
34	18X55A0220	MANGALI VEERA NAGA MALLESH	47	47	195	66	58	413	82.6
35	18X55A0221	MEESARAGANDA HARSHAVARDHANRAJU	50	50	199	81	68	448	89.6
36	18X55A0222	MEKALA GAYATHRI	47	48	195	65	56	411	82.2
37	18X55A0223	PUCHA NAGA VEERA BHEEMA REDDY	48	48	196	63	53	408	81.6
38	18X55A0224	SHAIK ABID HUSSAIN	47	47	194	58	55	401	80.2
39	18X55A0225	SHAIK AMATULLAH TASNEEM	50	50	199	86	79	464	92.8
40	18X55A0226	SHAIK JAFFAR SADIQ	49	48	195	59	59	410	82
41	18X55A0227	SHAIK KARIMOON	50	50	198	83	69	450	90
42	18X55A0228	SHAIK MUSHARAF BASHA	47	46	194	55	49	391	78.2
43	18X55A0229	SHAIK YASMEEN	50	49	198	69	69	435	87
44	18X55A0230	VADLA PRASHANTH KUMAR	49	48	198	71	57	423	84.6
45	18X55A0232	YERRABOLU CHARAN KUMAR	47	47	196	57	51	398	79.6
46	18X55A0233	THONDAMALLA VENKATESWARLU	48	47	196	68	54	413	82.6

Total Failed	0	0	0	4	4
Highest marks	50	50	199	86	86
Average Marks	46.93	46.65	194.39	58.48	55.48
Total No. of Students Registered	46				
Total No. of Students Failed	6				
Total No. of Students Passed	40				
Percentage of Pass	86.96				


 Examination In Charge
Examination Incharge
 Santhiram Engineering College
 Nandyal, Kurnool(Dt), A.P.


 Chief Superintendent
 Chief Superintendent
 (EXAMINATIONS)
 Santhiram Engineering College
 NANDYAL



SANTHIRAM ENGINEERING COLLEGE

Approved By A.I.C.T.E, New Delhi, Affiliated to J.N.T.U.A, Anantapuramu

AN ISO 9001:2015 CERTIFIED COLLEGE

2(f) and 12(B) recognition by UGC Act,1956

NH-40,Nandyal, Kurnool , A.P.-518 502

Dept:ME

FINAL PASSING EXAMINATION

S.No	ROLLNO	NAME OF THE STUDENT	15A03801	15A03804	15A03807	15A03808	15A03809	TOTAL (500 M)	%
			IE	PPE	CVV	TS	PW		
			100M	100M	50M	50M	200 M		
1	15X51A0330	SAGILI PARAMESWARA REDDY	32	36	45	45	185	343	68.60
2	17X51A0301	ANNAVARAM GANGADHAR	27	26	42	42	177	314	62.80
3	17X51A0302	BALASANI CHARAN KUMAR REDDY	71	56	49	49	195	420	84.00
4	17X51A0303	BYREDDY SUNNEELKUMAR REDDY	62	56	49	49	196	412	82.40
5	17X51A0304	CHAKALI HARI VISHNU	53	44	46	46	189	378	75.60
6	17X51A0305	CHAKALI SUDHAKAR	69	55	48	48	194	414	82.80
7	17X51A0306	DESAM MANIKANTA REDDY	69	50	49	49	196	413	82.60
8	17X51A0307	ERUGUTI MADANA MOHAN	76	62	48	48	194	428	85.60
9	17X51A0308	KONDABOINA DHEERAJ	42	40	42	42	180	346	69.20
10	17X51A0309	KADIRI SAI KUMAR	57	48	46	47	188	386	77.20
11	17X51A0310	KAMARTHI DHANUSH	64	52	46	47	189	398	79.60
12	17X51A0311	KOPPULA SUDHEER KUMAR	59	50	48	48	191	396	79.20
13	17X51A0312	VENKATA SUDHARSHAN REDDY K L	53	44	45	46	184	372	74.40
14	17X51A0313	KOPPULA PHANEENDRA	71	47	47	48	191	404	80.80
15	17X51A0314	MALLELA AKHIL	21	25	42	42	181	311	62.20
16	17X51A0315	MAMILLAPALLI SHAASTHA KAUSIK	76	59	49	49	195	428	85.60
17	17X51A0316	MYLARU VENKATA RAVITEJA	67	55	48	48	194	412	82.40
18	17X51A0317	NOOKALA SUDHEER	78	58	48	47	192	423	84.60
19	17X51A0319	SADE CHINNA MOULALI	53	31	45	46	184	359	71.80
20	17X51A0320	SHAIK ABDUL MAZEED	63	57	47	48	192	407	81.40
21	17X51A0321	SHAIK SHABASH	66	44	47	47	192	396	79.20
22	17X51A0322	SHAIK SHAHID AHAMED	76	60	49	49	196	430	86.00
23	17X51A0323	SIDDU KESHAVA YADAV	61	46	45	46	188	386	77.20
24	17X51A0324	SYED SULTAN MOHIUDDIN	61	53	42	43	186	385	77.00
25	17X51A0325	UPPU KRISHNACHAITANYA	66	49	46	46	190	397	79.40
26	18X55A0301	AKULA SURENDRA	74	59	48	48	195	424	84.80
27	18X55A0302	CHEPURI SURENDRA	65	60	48	48	194	415	83.00
28	18X55A0303	CHOWDARI MANOHAR	62	55	47	48	189	401	80.20
29	18X55A0304	DASTHAPURI ARUNA	61	55	47	48	194	405	81.00
30	18X55A0305	DWARAM LAHARI	67	50	48	49	196	410	82.00
31	18X55A0306	GAJULA MAHAMMED AJEES	68	60	48	48	193	417	83.40
32	18X55A0307	GAJULA MAHENDRA	63	52	49	49	197	410	82.00
33	18X55A0308	GUDIPADU SUBHASH	67	62	49	49	196	423	84.60
34	18X55A0309	JAKKULA NAVEEN KUMAR	55	52	45	45	189	386	77.20
35	18X55A0310	JAMMULA TARAKA RAMUDU	63	61	48	48	190	410	82.00
36	18X55A0312	KAKANURI SURYA CHANDRA REDDY	66	59	48	48	193	414	82.80
37	18X55A0313	KARALDAYYAGARI DILEEPKUMAR	65	59	48	48	195	415	83.00
38	18X55A0314	KOKILA PAVAN KAL YAN	63	54	47	48	192	404	80.80
39	18X55A0315	KURUVA RAMAKRISHNA	60	54	47	48	194	403	80.60
40	18X55A0316	MAHENDRAKAR VYSHNAVI BAI	70	57	48	48	190	413	82.60
41	18X55A0317	MEDA PAVAN	67	57	48	48	195	415	83.00
42	18X55A0318	MEERASAGARI MUHAMMAD SHAKEER	63	55	47	48	194	407	81.40
43	18X55A0319	M BALA THIRUPALU	62	58	46	47	190	403	80.60
44	18X55A0320	MULLA INAYATHULLA	65	42	47	48	193	395	79.00
45	18X55A0321	MULLA MAHAMMAD SHAMEER	68	47	48	48	193	404	80.80
46	18X55A0323	NARALA MADHU KRISHNA REDDY	63	41	45	46	180	375	75.00
47	18X55A0324	NARSINGU SURESH	63	38	47	48	193	389	77.80
48	18X55A0325	PAGADALA SIVA PRASAD	63	44	48	48	194	397	79.40

49	18X55A0326	PALLE NAVEEN REDDY	63	53	49	49	196	410	82.00
50	18X55A0327	PASARAPU SURENDRA	49	52	47	47	191	386	77.20
51	18X55A0328	POGABUDDI ABDUL VARIS	75	63	49	49	197	433	86.60
52	18X55A0329	RACHUMALLA RAMAKRISHNA REDDY	70	49	49	49	195	412	82.40
53	18X55A0330	SADDAPURAM RAMAKRISHNA	78	53	46	47	188	412	82.40
54	18X55A0332	SEELA RAMACHANDRUDU	63	49	49	49	197	407	81.40
55	18X55A0333	SHAIK APSAR BASHA	62	54	45	46	191	398	79.60
56	18X55A0334	SHAIK MOHAMMED GHOUSEPEER	71	51	49	49	195	415	83.00
57	18X55A0335	SHAIK SAMEER	68	47	49	49	196	409	81.80
58	18X55A0336	SHAIK SANAVULLA	75	62	49	49	196	431	86.20
59	18X55A0337	SHARABU NAGENDRACHARI	75	59	46	47	192	419	83.80
60	18X55A0338	VADDE MAHESH BABU	75	68	46	47	189	425	85.00
61	18X55A0339	VEERAMREDDY MADHUSUDHAN REDDY	71	52	47	48	190	408	81.60
62	18X55A0340	VULUVALA BALA DASTAGIRI	51	47	47	48	186	379	75.80
63	18X55A0341	YENUMULA SUBRAMANYAM	74	53	45	45	188	405	81.00
Highest marks			78	68	49	49	197		
Average Marks			59.0270	50.4595	47.9459	47.7027	189.2162		
Total no of Students Registered			:	63					
Total no of Students Failed			:	7					
Total no of Students Passed			:	56					
percentage of pass			:	88.89					

Kanaka
Examination Incharge
Examination Incharge
Santhiram Engineering College
Nandyal, Kurnool(Dt), A.P.

Santhiram
Chief Superintendent
Chief Superintendent
(EXAMINATIONS)
Santhiram Engineering College
NANDYAL



SANTHIRAM ENGINEERING COLLEGE

Approved By A.I.C.T.E, New Delhi, Affiliated to J.N.T.U.A, Anantapuramu

AN ISO 9001:2015 CERTIFIED COLLEGE

2(f) and 12(B) recognition by UGC Act,1956

NH-40,Nandyal, Kurnool , A.P.-518 502

Dept: MBA

2019 BATCH

FINAL PASS EXAMINATIONS

S.No	ROLLNO	NAME OF THE STUDENT	StM	E-B	SM	E-VI	Sem	Project	TOTAL (650 M)	%
1	19X51E0004	ANUSHA BUGGAGARI	68	69	69	77	47	182	512	78.77
2	19X51E0005	ASHOK YARRAGUNTLA	65	61	58	72	44	176	476	73.23
3	19X51E0007	BHASKAR PACHARLA	68	68	62	59	43	175	475	73.08
4	19X51E0008	CHANDRA SEKHAR GAVVALA	66	63	62	70	46	179	486	74.77
5	19X51E0009	DEEPTHI SAMEDAPOGU	66	68	65	59	47	192	497	76.46
6	19X51E0010	DIBBARAJU GOLLA	60	53	58	56	43	176	446	68.62
7	19X51E0011	DIVYA VANI BATTULU	69	66	69	65	48	194	511	78.62
8	19X51E0012	HAJIBASHA HALDI	64	65	60	53	46	189	477	73.38
9	19X51E0013	HARSHA VARDHAN P	64	63	53	58	45	185	468	72.00
10	19X51E0014	HARSHAVARDHAN REDDY B	65	70	67	63	49	194	508	78.15
11	19X51E0015	HARSHAVARDHANA REDDY G	57	59	60	52	43	184	455	70.00
12	19X51E0016	HARSHITHA SEGIREDDY	68	69	66	68	49	197	517	79.54
13	19X51E0017	HINDU MEDA	71	73	64	66	49	197	520	80.00
14	19X51E0018	IMRAN BASHA SHAIK	63	65	32	25	42	182	409	62.92
15	19X51E0019	BRAMHAI AH KOTTAPALLI	64	70	69	63	46	186	498	76.62
16	19X51E0020	JYOTHIRMAI KULLE	68	68	61	58	45	187	487	74.92
17	19X51E0021	KASIM VALI DUDEKULA	61	67	66	56	45	187	482	74.15
18	19X51E0022	KHAJA VALI SHAIK	65	66	68	64	48	186	497	76.46
19	19X51E0024	LAVANYA MALLEM	70	69	62	56	48	189	494	76.00
20	19X51E0025	MADHU BABU NALLABOTULA	63	61	55	37	44	182	442	68.00
21	19X51E0027	MALLESWARI SANNALA	69	69	69	63	46	186	502	77.23
22	19X51E0028	MASTHAN VALI DUDEKULA	64	66	51	59	43	182	465	71.54
23	19X51E0030	NAGA SESIREKHA MEDICHARLA	62	57	56	42	46	188	451	69.38
24	19X51E0031	PAMULETI CHOUTAPALLI	57	62	41	41	44	179	424	65.23
25	19X51E0032	PRIYANKA PASAPULETI	67	77	65	58	47	189	503	77.38
26	19X51E0033	RAJESH KUMAR BANNURU	64	71	69	58	46	183	491	75.54
27	19X51E0034	RENUKA ANNAEM	69	77	71	66	48	191	522	80.31
28	19X51E0035	RUPENDRA REDDY BASIREDDY	59	67	63	41	43	181	454	69.85
29	19X51E0037	SHAREEF SHAIK	61	77	63	53	43	178	475	73.08
30	19X51E0038	SOUMYA SUGREEVA	63	77	67	45	48	187	487	74.92
31	19X51E0039	NAGA SOWJANYA. T	65	77	66	57	48	189	502	77.23
32	19X51E0040	SREEKANTH KALUGONDLA	61	68	61	44	43	180	457	70.31
33	19X51E0041	SREEKANTH KALUGONDLA	71	75	64	65	43	187	505	77.69
34	19X51E0043	SREELEKHA VALLEPU	78	84	74	68	49	198	551	84.77
35	19X51E0044	SRINIVASULU THAGULLA	70	80	66	55	44	181	496	76.31
36	19X51E0046	SUBBA REDDY CHALLA	73	75	61	58	43	177	487	74.92
37	19X51E0047	SUDHA MANNEKUNTA	72	71	62	61	45	186	497	76.46
38	19X51E0048	SUDHAKAR GANGINENI	65	74	53	56	44	178	470	72.31
39	19X51E0049	SUKANYA BHUMA	70	73	68	66	46	185	508	78.15
40	19X51E0050	SUMA SAI TEJA NICHANAMETLA	81	83	77	76	49	198	564	86.77
41	19X51E0051	SUNKI REDDY MALLELA	66	71	63	60	43	179	482	74.15

42	19X51E0052	SUPRIYA PANDUGALA	70	84	71	75	49	197	546	84.00
43	19X51E0053	SURENDRA BABU MALE	69	77	63	59	44	182	494	76.00
44	19X51E0054	SURYA VAMSI PIRANGI	62	65	58	59	45	183	472	72.62
45	19X51E0055	UMA MAHESWARI DONTU	67	76	64	49	47	189	492	75.69
46	19X51E0056	UMADEVI AREPALLI	71	74	67	55	48	191	506	77.85
47	19X51E0057	M. UMAR FAROOQ SHAIK	63	66	56	52	43	177	457	70.31
48	19X51E0058	VAMSHI VADDEMAN	60	67	59	56	42	176	460	70.77
49	19X51E0059	VENKATESWARA REDDY B	66	69	52	59	45	185	476	73.23
50	19X51E0060	VIJAYA CHAKALI	65	76	62	60	46	184	493	75.85
51	19X51E0061	VINEETHA THUPPADA	68	69	60	65	43	191	496	76.31
52	19X51E0062	YAMINI REDDY BHUMA	66	70	62	59	46	190	493	75.85
		Total failed	0	0	1	9	0	0		
		Highest marks	81	84	77	77	49	198		
		Average marks	65.5	69.3	61.4	58	45.4	183.1		
		Total No.of students registered	52							
		Total No.of students failed	9							
		Total No. of studetns Passed	43							
		Percentage of Pass	82.7							

K. Srinivas
Examination Incharge
Examination Incharge
Santhiram Engineering College
Nandyal, Kurnool(Dt), A.P.

S. J. Srinivas
Chief Superintendent
Chief Superintendent
(EXAMINATIONS)
Santhiram Engineering College
NANDYAL




SANTHIRAM ENGINEERING COLLEGE
Approved By A.I.C.T.E, New Delhi, Affiliated to J.N.T.U.A, Anantapuramu
AN ISO 9001:2015 CERTIFIED COLLEGE
2(f) and 12(B) recognition by UGC Act,1956
NH-40,Nandyal, Kurnool , A.P.-518 502


Couse & Dept: M.Tech(VLSISD) & ECE

FINAL PASSING EXAMINATION

S.No	ROLLNO	NAME OF THE STUDENT	RESEARCH METHODOLOGY	COMPREH ENSIVE VIVA- VOICE	SEMINAR	TEACHING ASSIGNM ENT	PROJECT WORK PHASE I
1	19X51D5702	G.YASHASWINI	66	98	98	98	Y
2	19X51D5703	KAMINI SIRI CHANDANA	82	96	97	98	Y
3	19X51D5704	KANALA SIVA DASTAGIRI	66	96	98	97	Y
4	19X51D5705	KONETI TEJASWINI	72	97	97	98	Y
5	19X51D5706	K.JAHNAVI	70	97	97	96	Y
6	19X51D5707	KUNTUMALLA MOUNIKA	80	96	96	97	Y
7	19X51D5708	METLA SIREESHA	76	97	96	98	Y
8	19X51D5709	REGATI NAGA ANITHA	68	98	97	96	Y
9	19X51D5710	PALADI RENU SREE	62	96	97	97	Y
10	19X51D5712	VELPULA SREENIVASULU	68	98	97	96	Y
		Total Failed	0	0	0	0	0
		Highest marks	82	98	98	98	Y
		Average Marks	71.00	96.90	97.00	97.10	

Total no of Students Registered	10
Total no of Students Failed	0
Total no of Students Passed	10
percentage of pass	100


Examination In charge
Examination Incharge
Santhiram Engineering College
Nandyal, Kurnool (Dt), A.P.

Chief Superintendent

Chief Superintendent
(EXAMINATIONS)
Santhiram Engineering College
NANDYAL



SANTHIRAM ENGINEERING COLLEGE: NANDYAL

Pass Percentage for an Academic Year 2019-2020

S.No	Program Code	Program Name	No of Students Registered	No of Students Passed	Pass Percentage
1	04	B.Tech(ECE)	62	59	95.16
2	05	B.Tech(CSE)	85	78	91.76
3	02	B.Tech(EEE)	28	24	85.71
4	03	B.Tech(ME)	37	35	94.59
5	1E	MBA	80	71	88.75

Examination Incharge

Examination Incharge
Santhiram Engineering College
Nandyal, Kurnool(Dt), A.P.

Chief Superintendent

Chief Superintendent
(EXAMINATIONS)
Santhiram Engineering College
NANDYAL



SANTHIRAM ENGINEERING COLLEGE
Approved By A.I.C.T.E, New Delhi, Affiliated to J.N.T.U.A, Anantapuramu
AN ISO 9001:2015 CERTIFIED COLLEGE
2(f) and 12(B) recognition by UGC Act,1956
NH-40,Nandyal, Kurnool , A.P.-518 502

Dept: ECE

FINAL PASSING EXAMINATION

S.No	ROLLNO	NAME OF THE STUDENT	15A048	15A048	15A0480	15A048	15A048	TOTAL (500M)	%
			01	03	5	06	07		
			ADSP& MW	PRA	CVV	TS	PW		
1	16X51A0401	KHAYAMKHANI ABBAS	46	40	47	48	190	371	74.20
2	16X51A0402	SHAIK ALISHA	54	55	48	49	193	399	79.80
3	16X51A0403	MIRTHURI AMALA	73	60	49	49	197	428	85.60
4	16X51A0404	SHAIK BABA SUHAIL	53	61	49	49	194	406	81.20
5	16X51A0405	DUDEKULA BABU	59	66	47	46	188	406	81.20
6	16X51A0406	KANDUKURI BHANUTEJA	51	54	46	47	189	387	77.40
7	16X51A0407	THALAPAGALA	63	55	48	48	193	407	81.40
8	16X51A0408	NANDIREDDY BINDU	76	61	49	49	196	431	86.20
9	16X51A0409	BURRA CHANDRAKANTH	50	55	47	47	192	391	78.20
10	16X51A0412	ERLA GAYATHRI	47	57	48	48	192	392	78.40
11	16X51A0413	OJA HARITHA	65	58	49	49	196	417	83.40
12	16X51A0414	ROAD HEMAMALINI	59	47	48	48	194	396	79.20
13	16X51A0415	SHAIK KANUBAIGARI	55	61	49	49	193	407	81.40
14	16X51A0417	JALAGARI JAYASREE	60	59	48	47	191	405	81.00
15	16X51A0418	BYSANI KALYAN	59	58	49	49	192	407	81.40
16	16X51A0419	SHAIK KAREEM BASHA	65	77	49	49	191	431	86.20
17	16X51A0420	SHAIK KARISHMA	52	60	48	48	190	398	79.60
18	16X51A0421	MADDIRALA KASISWARI	47	52	49	47	190	385	77.00
19	16X51A0422	GOPAVARAM LEELAVATHI	76	70	49	49	197	441	88.20
20	16X51A0423	MANGALA MADHUSUDHAN	49	55	48	48	190	390	78.00
21	16X51A0424	CHINDALURI MAHABOOB	54	59	48	48	195	404	80.80
22	16X51A0425	SHEIK MAHABOOB BASHA	45	38	45	43	187	358	71.60
23	16X51A0426	GUDA MAHITHA REDDY	57	62	49	48	197	413	82.60
24	16X51A0427	KUDALA MANASA	43	57	48	46	190	384	76.80
25	16X51A0428	PANDIKUNTA BOYA	59	54	49	49	196	407	81.40
26	16X51A0429	VANGALA MOUNIKA	67	68	48	47	196	426	85.20
27	16X51A0430	SHAIK MUBEENA TASNEEN	73	67	49	49	194	432	86.40
28	16X51A0431	GAJULA MURALI KRISHNA	44	54	46	47	189	380	76.00
29	16X51A0433	ELLURI NAGA OBUL REDDY	45	59	49	48	193	394	78.80
30	16X51A0434	MORSU NAGENDRA KUMAR	44	63	48	47	191	393	78.60
31	16X51A0435	BUDALA NANI	64	59	48	47	187	405	81.00
32	16X51A0436	CHINTHA NAVANEETHA	70	70	48	49	194	431	86.20
33	16X51A0437	SADANAPU PALLAVI	70	56	49	49	195	419	83.80
34	16X51A0438	ANNEM PAVAN KUMAR	49	57	45	44	186	381	76.20
35	16X51A0441	SOMA RAMALINGESH	47	55	49	49	192	392	78.40
36	16X51A0442	SANKARA RAMYASREE	57	56	49	49	193	404	80.80
37	16X51A0443	DASARI RENUKA DEVI	63	82	49	49	193	436	87.20
38	16X51A0444	YERRANAGU SAHITHYA	45	63	48	48	192	396	79.20

39	16X51A0446	BANALA SAI KUMAR	51	53	48	47	190	389	77.80
40	16X51A0447	KAMBOJI SAI LAHARI	45	61	48	48	191	393	78.60
41	16X51A0448	PEDDAPALLE SAI LAKSHMI	53	70	48	49	193	413	82.60
42	16X51A0449	KATASANI SAINATH REDDY	49	55	47	48	190	389	77.80
43	16X51A0450	SHAIK SAMEER HUSSAIN	47	60	48	46	191	392	78.40
44	16X51A0451	MIDDE SAVITHRI	76	73	49	49	196	443	88.60
45	16X51A0452	HARIVARAM SHERVANI	47	64	48	46	188	393	78.60
46	16X51A0453	P SHINY	54	59	47	48	189	397	79.40
47	16X51A0455	SAMMETA VENKATA SIVA	59	72	48	48	192	419	83.80
48	16X51A0456	BARENKALA VENKATA SIVA	53	66	49	47	196	411	82.20
49	16X51A0457	R SREE LATHA	48	52	49	47	189	385	77.00
50	16X51A0458	EDIGA SRINATH GOUD	47	54	48	48	190	387	77.40
51	16X51A0460	MOGALI SUKUMAR	71	67	47	47	193	425	85.00
52	16X51A0461	A V SURENDRANATH	54	65	49	49	196	413	82.60
53	16X51A0463	VEERANALA SURESH	47	53	48	47	191	386	77.20
54	16X51A0464	GOPAVARAM SUSMITHA	60	57	48	48	195	408	81.60
55	16X51A0465	SIRASANI THANOJ KUMAR	52	55	48	48	191	394	78.80
56	16X51A0466	KASETTY THANUSHA	56	67	46	47	190	406	81.20
57	16X51A0467	GORRE VASU	53	54	49	49	197	402	80.40
58	16X51A0468	NARLA VENKATARAMANA	52	62	48	47	192	401	80.20
59	16X51A0469	SHAIK FIROZ	52	60	46	48	190	396	79.20
60	17X55A0401	C NAGACHANDRA	54	64	49	49	194	410	82.00
61	17X55A0402	P SREEKANTH	51	55	49	49	194	398	79.60
62	17X55A0403	S SAMIYA	62	59	48	48	195	412	82.40
		Total Failed	0	3	0	0	0		
		Highest marks	76	82	49	49	197		
		Average Marks	55.61	59.62	48.06	47.83	192.27		

Total no of Students Registered	:	62
Total no of Students Failed	:	3
Total no of Students Passed	:	59
percentage of pass	:	95.16

Kore Mo
Examination In charge
Examination Incharge
Santhiram Engineering College
Nandyal, Kurnool(Dt), A.P.

2020/2021
Chief Superintendent
Chief Superintendent
(EXAMINATIONS)
Santhiram Engineering College
NANDYAL

**SANTHIRAM ENGINEERING COLLEGE**

Approved By A.I.C.T.E, New Delhi, Affiliated to J.N.T.U.A, Anantapuramu
 AN ISO 9001:2008 CERTIFIED COLLEGE
 2(f) and 12(B) recognition by UGC Act, 1966
 NH-18, Nandyal, Kurnool, A.P.-518 502

Dept: CSE-A FINAL PASSING EXAMINATIONS

S.No	ROLLNO	NAME OF THE STUDENT	15A05802	15A05805	15A05807	15A05808	15A05809	TOTAL (500 M)	%
			MC	ETDA	CVV	TS	PW		
1	16X51A0502	MITTAMEEDI ANIL KUMAR	54	65	43	47	181	390	78
2	16X51A0503	MEKALA ASMITHA	33	64	46	48	191	382	76.4
3	16X51A0504	SUNKU BHARATH KUMAR	54	54	47	46	189	390	78
4	16X51A0518	VANGALA LAKSHMI REDDY	54	67	46	46	181	394	78.8
5	16X51A0525	BUSANA GARI MANOJ KUMAR REDDY	55	46	41	46	176	364	72.8
6	16X51A0526	VITTA MANOJ PHANI KUMAR	58	41	43	47	183	372	74.4
7	16X51A0527	MOHAMMADGARI MOHAMMAD NAZHIR	56	38	45	46	181	366	73.2
8	16X51A0533	NAGA SAI SANKETH PANDALA	71	42	49	49	185	396	79.2
9	16X51A0534	GUDURU NARENDRA KUMAR	67	55	46	48	191	407	81.4
10	16X51A0535	BHOGISETTY PHANEENDRA KUMAR	55	39	45	47	188	374	74.8
11	16X51A0537	SURYAPALLI PRAVEENA	70	55	47	47	189	408	81.6
12	16X51A0545	VENKATA KOLA CHINMAYI	16	15	45	46	186	308	61.6
13	16X51A0556	P RAVI KUMAR REDDY	58	68	48	47	192	413	82.6
14	16X51A0561	VEMULA SAI DINESH	68	68	48	49	196	429	85.8
15	16X51A0562	M SAI KRISHNA	63	64	48	48	192	415	83
16	16X51A0567	NALLAGATLA SAI SANDHYA	61	52	47	47	193	400	80
17	16X51A0569	YARRAGUNTA SAI TEJA REDDY	55	53	48	47	191	394	78.8
18	16X51A0582	JUKURU SRIHARI	40	55	47	47	192	381	76.2
19	16X51A0587	YERVA THARUN KUMAR REDDY	62	58	49	49	195	413	82.6
20	16X51A0589	PATHI UTTEJITHA	65	64	45	48	190	412	82.4
21	16X51A0595	S VISWANATH GOUD	51	55	47	47	189	389	77.8
22	16X51A0598	VARIKUTI YAMINI	54	57	44	48	186	389	77.8
23	15X51A0504	MUTHUKURU BHAGYA KUMAR REDDY	51	60	45	46	187	389	77.8
24	15X51A05A2	NAGAMALLA VENKATA SURYA TEJA	56	55	45	46	187	389	77.8
Total Failed			2	4	0	0	0		
Highest marks			71	68	49	49	196		
Average Marks			55.29	53.75	46.00	47.17	187.96		

Total no of Students Registered	:	24
Total no of Students Failed	:	6
Total no of Students Passed	:	17
percentage of pass	:	73.91

K. Venkatesh
 Examination Incharge

Examination Incharge
 Santhiram Engineering College
 Nandyal, Kurnool(Dt), A.P.

Chief Superintendent

02/16-20
 Chief Superintendent
 (EXAMINATIONS)
 Santhiram Engineering College
 NANDYAL

**SANTHIRAM ENGINEERING COLLEGE**

Approved By A.I.C.T.E, New Delhi, Affiliated to J.N.T.U.A, Anantapuramu

AN ISO 9001:2008 CERTIFIED COLLEGE

2(f) and 12(B) recognition by UGC Act, 1956

NH-18, Nandyal, Kurnool, A.P.-518 502

Dept: CSE-B


FINAL PASSING EXAMINATIONS


S.No	ROLLNO	NAME OF THE STUDENT	15A05802	15A05805	15A05807	15A05808	15A05809	TOTAL (500 M)	%
			MC	ETDA	CVV	TS	PW		
1	16X51A0501	PALURU ALEKHYA	65	78	47	49	194	433	86.6
2	16X51A0505	V P BHARATHI	81	82	50	49	197	459	91.8
3	16X51A0506	DARIPINENI CHENNAKESAVA	64	75	49	49	197	434	86.8
4	16X51A0507	VADDE CHINNA VENKATESWARLU	53	64	45	47	186	395	79
5	16X51A0509	KOVVURU HEMANTHA SANDHYA	60	69	47	48	193	417	83.4
6	16X51A0510	AYYALURI JANANI	59	67	47	49	191	413	82.6
7	16X51A0511	BAKKIREDDYGARI JANARDHAN REDDY	58	65	47	47	193	410	82
8	16X51A0512	BHUMA JESWITHA	73	75	47	49	193	437	87.4
9	16X51A0513	AYTA JYOTHSNA LIKHITHA	77	75	50	49	197	448	89.6
10	16X51A0514	GOPAVARAM KAVYA	66	73	47	48	191	425	85
11	16X51A0517	TELUGU LAKSHMI MADHU SAI	56	55	48	46	191	396	79.2
12	16X51A0519	JAGATI LAVANYA	70	77	49	48	194	438	87.6
13	16X51A0520	SANEKOMMU LAXMI PRASANA	65	72	48	48	192	425	85
14	16X51A0521	SHAIK MAHEBOOB JAILAN	52	58	49	49	196	404	80.8
15	16X51A0523	NAGARI MALLIKA	72	66	50	49	197	434	86.8
16	16X51A0528	GRANDHIVEMULA MOUNIKA	73	58	46	47	189	413	82.6
17	16X51A0529	KADIYALA MURALI MOHAN	72	62	48	47	186	415	83
18	16X51A0530	MUMMADI NAGA DEEKSHITHA	71	53	49	49	196	418	83.6
19	16X51A0531	GURUKA NAGA HARSHAVARDHAN REDDY	77	62	46	48	182	415	83
20	16X51A0532	T NAGA SAI PRANAVI	84	64	48	48	192	436	87.2
21	16X51A0536	PANJUGALA PRAMEELA	77	66	48	48	192	431	86.2
22	16X51A0538	MADDELA PRIYANKA	88	81	49	49	197	464	92.8
23	16X51A0539	NANDYALA VENKATA SAILAJA	87	72	48	48	193	448	89.6
24	16X51A0540	BOMMANA SRUTHI	66	74	47	47	191	425	85
25	16X51A0541	NAGIREDDY VARSHITHA REDDY	68.00	73.00	49	49	196.00	435	87
26	16X51A0542	SANGU VEERA NAVYA SAHITHI	78	67	48	49	193	435	87
27	16X51A0543	LAGISETTY VENKATA KOWSALYA	83.00	71.00	49	47	191.00	441	88.2
28	16X51A0546	B LATHA	58	60	47	48	193	406	81.2

29	16X51A0547	CHAKALI MAHESH	59	61	46	48	193	407	81.4
30	16X51A0548	BOBBALA MRUDHULA	64	54	46	49	193	406	81.2
31	16X51A0549	SHAIK MUNSIF	84	63	49	49	197	442	88.4
32	16X51A0550	JAWALKAR NAGA MURALI KRISHNA RAO	80	68	49	49	197	443	88.6
33	16X51A0553	SANGALA PAVAN KALYAN	71	65	48	47	194	425	85
34	16X51A0554	MARRI RAGHU NIRANJAN REDDY	64	69	49	48	194	424	84.8
35	16X51A0557	KOKA ROHINI	75	59	43	47	193	417	83.4
36	16X51A0558	MATTAPARTHI ROHINI	52	58	45	47	191	393	78.6
37	16X51A0559	KARNATI RUCHITHA REDDY	70	55	48	48	191	412	82.4
38	16X51A0560	KAPURAM SAI BHARATH REDDY	70	63	49	49	197	428	85.6
39	16X51A0563	DERANGULA SAI KUMAR	69	53	47	47	190	406	81.2
40	16X51A0564	SURE SAI LOKESH	74	64	48	47	193	426	85.2
41	16X51A0566	MUSALAE SAI REKHA	69	64	46	49	197	425	85
42	16X51A0568	G SAI SRI NANDITHA	63	69	46	48	191	417	83.4
43	16X51A0570	BUNGA VENKATA SAI VEENA	58	65	46	47	193	409	81.8
44	16X51A0571	CHAPPIDI SANDEEP REDDY	65	65	49	47	191	417	83.4
45	16X51A0572	ALVAKONDA SCARLET SAGARIKA	73	74	49	49	197	442	88.4
46	16X51A0574	K SHRAVANI	67	66	48	49	195	425	85
47	16X51A0575	JADALA SHYAM DURGA PRASAD	68	66	48	48	192	422	84.4
48	16X51A0577	P.SIREESHA	61	52	48	48	192	401	80.2
49	16X51A0579	DAMMU SRAVANI	53	52	48	49	197	399	79.8
50	16X51A0580	S SREENIVAS NAVEEN	59	52	49	49	197	406	81.2
51	16X51A0581	MANGALI SRILAKSHMI	39	62	46	49	193	389	77.8
52	16X51A0584	AVULA SUPRIYA	76	71	45	48	190	430	86
53	16X51A0585	SADHU SUPRIYA	60	55	47	48	193	403	80.6
54	16X51A0586	YETTAPU SUTEJA	64	59	48	49	197	417	83.4
55	16X51A0588	VANKADARI UDAY KUMAR	58	56	49	49	197	409	81.8
56	16X51A0590	N VAHINI	62	53	47	48	193	403	80.6
57	16X51A0591	PULI VASUDHA	58	62	48	48	192	408	81.6
58	16X51A0593	KONAMGARI VENKATA LAKSHMI	76	64	49	49	196	434	86.8
59	16X51A0596	GADDAM WASEEM	66	65	49	48	193	421	84.2
60	16X51A0597	KOLLAYA YAMINI BAI	71	73	49	49	197	439	87.8
61	15X51A0526	BHANUMUKKALA KARTHIK	62	66	49	49	197	423	84.6
Total Failed			1	0	0	0	0		
Highest marks			88	82	50	49	197		
Average Marks			67.43	64.87	47.74	48.20	193.38		

Total no of Students Registered	:	61
Total no of Students Failed	:	1
Total no of Students Passed	:	60
percentage of pass	:	98.36

Summary of Both A&B Sec's	
Total no of Students Registered	: 85
Total no of Students Failed	: 7
Total no of Students Passed	: 78
percentage of pass	: 91.76


Examination Incharge
Santhiram Engineering College
Nandyal, Kurnool(Dt), A.P.

Chief Superintendent 
Chief Superintendent
(EXAMINATIONS)
Santhiram Engineering College
NANDYAL

**SANTHIRAM ENGINEERING COLLEGE**

Approved By A.I.C.T.E, New Delhi, Affiliated to J.N.T.U.A, Anantapuramu

AN ISO 9001:2008 CERTIFIED COLLEGE

2(f) and 12(B) recognition by UGC Act,1956

NH-18,Nandyal, Kurnool , A.P.-518 502

Dept: EEE

FINAL PASSING EXAMINATION

S.No	ROLLNO	NAME OF THE STUDENT	15A02	15A02	15A02	15A02	15A028	TOTAL (500 M)	%
			801	805	806	807	08		
			INS	ERT	CVV	TS	PW		
1	16X51A0201	Katakam Aruna	58	42	47	46	187	380	76
2	16X51A0202	Yellampalli Hima Bindu	72	57	48	49	193	419	83.8
3	16X51A0203	Putha Krishna Teja	75	65	50	50	199	439	87.8
4	16X51A0204	Alla Madhava Reddy	34	44	45	45	178	346	69.2
5	16X51A0205	Vangali Manasa Veena	80	67	49	49	197	442	88.4
6	16X51A0207	R V Pawan Kumar	54	52	48	48	197	399	79.8
7	16X51A0208	Kanala Raghunath	65	55	46	46	187	399	79.8
8	16X51A0209	Pinna Raghuram	46	49	47	46	185	373	74.6
9	16X51A0210	Chakali Venu Gopal	37	50	46	47	182	362	72.4
10	17X55A0201	Bhajantri Singanamala Amarnath	75	53	46	46	188	408	81.6
11	17X55A0202	Bommireddy Madan Mohan Reddy	63	57	47	47	187	401	80.2
12	17X55A0203	Boya Madhusudhan	54	52	46	46	192	390	78
13	17X55A0204	Chakali Sreekanth	61	51	45	45	179	381	76.2
14	17X55A0205	Cheruku Pamuleti	54	49	47	46	185	381	76.2
15	17X55A0206	Chilakala Chandana	67	58	49	49	197	420	84
16	17X55A0207	Chowdamsetty Tharanath	72	54	48	48	186	408	81.6
17	17X55A0208	Goravaiahgari Murali Krushna	70	53	48	46	188	405	81
18	17X55A0210	Kalimili Manjunath Kumar	70	64	50	50	198	432	86.4
19	17X55A0211	Kodamala Kavya	54	43	48	48	188	381	76.2
20	17X55A0212	Kuruva Vijay Kumar	72	53	49	49	194	417	83.4
21	17X55A0213	Madana Kranthi Kumar	55	50	46	47	182	380	76
22	17X55A0214	Mangisetty Mahendra	77	63	48	48	194	430	86
23	17X55A0218	Nenavath Manasa Bai	70	58	49	49	195	421	84.2
24	17X55A0219	Shaik Apsar	70	53	48	48	186	405	81
25	17X55A0220	Shaik Khadar Basha	74	53	49	49	196	421	84.2
26	17X55A0221	Vusuvandla Sreenivasulu	72	59	48	48	193	420	84
27	15X51A0209	Challa Madhu Chandra	51	46	46	47	182	372	74.4
28	15X55A0205	Vempenta Madhu Sekhar	19	18	46	46	180	309	61.8

Total Failed	2	1	0	0	0
Highest marks	80	67	50	50	199
Average Marks	61.46	52.43	47.46	47.42	189.1
Total no of Students Registered	28				
Total no of Students Failed	3				
Total no of Students Passed	24				
Percentage of pass	85.71				

K. S. S. S.
Examination in Charge
 Examination in Charge
 Santhiram Engineering College
 Nandyal, Kurnool (Dt), A.P.

P. J. S. S.
Chief Superintendent
 Chief Superintendent
 (EXAMINATIONS)
 Santhiram Engineering College
 NANDYAL



SANTHIRAM ENGINEERING COLLEGE
 Approved By A.L.C.T.E, New Delhi, Affiliated to J.N.T.U.A, Anantapuramu
 AN ISO 9001:2015 CERTIFIED COLLEGE
 2(f) and 12(B) recognition by UGC Act,1956
 NH-40,Nandyal, Kurnool , A.P.-518 502

Dept:ME

FINAL PASSING EXAMINATION

S.No	ROLLNO	NAME OF THE STUDENT	15A03801	15A03804	15A03807	15A03808	15A03809	TOTAL (500 M)	%
			IE	PPE	CVV	TS	PW		
			100M	100M	50M	50M	200 M		
1	16X51A0301	SHAIK ABBAS BASHA	30	43	42	46	178	339	67.80
2	16X51A0302	BYGGARI BHARATH	64	60	49	48	190	411	82.20
3	16X51A0303	SHAIK DADAVALI	64	49	50	48	190	401	80.20
4	16X51A0304	GARRE JAGADEESH	60	56	48	48	187	399	79.80
5	16X51A0305	TALLAM JASWANTH KUMAR	55	58	50	49	194	406	81.20
6	16X51A0306	KURMAIAH KESHAVA	55	58	50	49	194	406	81.20
7	16X51A0307	DEREDDY MAHESWARA REDDY	49	48	47	47	188	379	75.80
8	16X51A0308	PESHIMAM MOHAMMAD JAVEED	53	46	50	49	194	392	78.40
9	16X51A0309	SHAIK MOHAMMED ISHAK	44	40	45	46	175	350	70.00
10	16X51A0310	AKUMALLA PAVAN KALYAN	71	55	50	49	194	419	83.80
11	16X51A0311	MANGALI RAJA SEKHAR	61	51	50	48	194	404	80.80
12	16X51A0312	SADDALA RAVINDRA KUMAR REDDY	51	46	47	47	188	379	75.80
13	16X51A0313	ABDUL SAMEER KHAN	70	59	48	48	188	413	82.60
14	16X51A0314	GALI SUBHASH REDDY	66	58	49	48	191	412	82.40
15	16X51A0315	SHAIK UMAR FAROOQ	56	47	50	47	181	381	76.20
16	17X55A0301	A CHANDRA SHEKHAR RAJU	55	46	49	48	191	389	77.80
17	17X55A0302	BOYA VISHNU	59	47	48	47	188	389	77.80
18	17X55A0303	CHAKALI SIVA KRISHNA	62	53	48	48	192	403	80.60
19	17X55A0304	D S JAMAL BASHA	63	55	50	49	194	411	82.20
20	17X55A0305	DANDU SATYA NARAYANA	69	57	50	49	194	419	83.80
21	17X55A0306	DUDEKULA ABDUL RAZAQ	69	48	50	49	194	410	82.00
22	17X55A0307	KOPPULA PAVANKALYAN REDDY	61	53	48	47	188	397	79.40
23	17X55A0308	CHANDRA SIMHA KUMMARI	53	45	48	48	190	384	76.80
24	17X55A0309	MADDI SIVA LINGAM	61	52	48	48	190	399	79.80
25	17X55A0310	MALLUGALLA RAJESH	67	65	50	49	194	425	85.00
26	17X55A0311	MULLA IMRAN	58	50	50	49	194	401	80.20
27	17X55A0312	P MD MUSTAQ HUSSAIN	58	45	48	44	187	382	76.40
28	17X55A0313	P VENKATA SIVA KUMAR	65	44	48	48	190	395	79.00
29	17X55A0315	SHAIK KARIM BASHA	74	50	48	48	193	413	82.60
30	17X55A0316	SHAIK RASOOL BASHA	63	58	48	47	188	404	80.80
31	17X55A0317	SODUM MAHESWAR REDDY	66	58	50	49	194	417	83.40
32	17X55A0318	VALLAPUNENI RAMU	69	52	50	49	194	414	82.80
33	17X55A0319	VANJA MEGHAVARDHAN	60	53	49	48	191	401	80.20
34	17X55A0320	P NAGAVAMSHI KRISHNA	52	45	49	48	191	385	77.00
35	15X51A0322	SHAIK MOHAMMAD ARIF	47	43	38	44	175	347	69.40
36	15X51A0332	ISANI PRAVEEN KUMAR REDDY	59	45	44	48	188	384	76.80
37	15X51A0341	GUNJARA SIVA SANKAR KUMAR	45	29	38	44	175	331	66.20
Total Failed			1	1	0	0	0		
Highest marks			74	65	50	49	194		
Average Marks			59.0270	50.4595	47.9459	47.7027	189.2162		
Total no of Students Registered			:	37					
Total no of Students Failed			:	2					
Total no of Students Passed			:	35					
percentage of pass			:	94.59					

K. S. K.
Examination Incharge
 Santhiram Engineering College
 Nandyal, Kurnool (Dt), A.P.

20-10-20
Chief Superintendent
Chief Superintendent
(EXAMINATIONS)
 Santhiram Engineering Coll...
 NANDYAL



SANTHIRAM ENGINEERING COLLEGE
Approved By A.I.C.T.E, New Delhi, Affiliated to J.N.T.U.A, Anantapuramu
AN ISO 9001:2015 CERTIFIED COLLEGE
2(f) and 12(B) recognition by UGC Act,1956
NH-18,Nandyal, Kurnool , A.P.-518 502

Dept: MBA


2018 Batch


FINAL PASS EXAMINATIONS

S.No	ROLLNO	NAME OF THE STUDENT	StM	GBM	E-V	E-VI	Sem	Project	TOTAL (650 M)	%
1	18X51E0001	ANUSHA BOMMANA	78	60	79	65	45	187	514	79.08
2	18X51E0002	ASHOK REDDY. V	67	59	64	58	43	177	468	72.00
3	18X51E0003	AYESHA SYED	64	64	68	62	42	185	485	74.62
4	18X51E0004	BALAKHASIM DUDEKULA	64	64	68	62	42	185	485	74.62
5	18X51E0005	BEULAH RANI KOMERA	85	71	70	68	49	198	541	83.23
6	18X51E0006	CHANDRASEKHAR .M	69	59	61	57	42	181	469	72.15
7	18X51E0007	DADA VALI GAJUA	71	63	67	59	46	191	497	76.46
8	18X51E0008	DADAVALI PEDDINTI	47	50	57	38	44	188	424	65.23
9	18X51E0009	DEVI PRIYA BHUMA	78	71	67	63	42	187	508	78.15
10	18X51E0010	FARIYA FIRDOS KHAJI	83	80	68	67	48	192	538	82.77
11	18X51E0011	FAROOQ SHEIKH	75	70	70	71	49	198	533	82.00
12	18X51E0013	HARITHA REGATI	71	65	67	64	46	191	504	77.54
13	18X51E0014	HEMA GUNDI	73	67	66	63	47	189	505	77.69
14	18X51E0015	HEMALATHA KURUPATI	73	60	78	66	46	191	514	79.08
15	18X51E0016	INDUJA GOLLA	75	66	70	65	44	191	511	78.62
16	18X51E0017	JAKIR SHAIK	67	57	62	59	46	184	475	73.08
17	18X51E0018	JAYASREE KOTLA	60	56	60	49	43	183	451	69.38
18	18X51E0019	JYOTHSNA CHAKALI	66	61	67	63	42	182	481	74.00
19	18X51E0020	KARTHEEKA LAKSHMI KHAJI	67	67	69	66	46	194	509	78.31
20	18X51E0021	KOVIDA ALLA	63	60	66	60	45	193	487	74.92
21	18X51E0022	LAVANYA SEIPURI	63	65	64	65	48	197	502	77.23
22	18X51E0023	LOKESHWARA RAO. D	68	65	70	62	45	189	499	76.77
23	18X51E0024	MAHAMMAD SALEEM. D	64	55	73	50	42	183	467	71.85
24	18X51E0025	MAHESWARA REDDY BIJJAM	59	59	71	59	43	186	477	73.38
25	18X51E0026	MANJULA T	80	70	84	71	48	196	549	84.46
26	18X51E0027	MANOHAR KOTTAM	62	53	72	58	42	181	468	72.00
27	18X51E0028	MAZHAR MULLA	67	67	73	64	47	193	511	78.62
28	18X51E0029	NABIMALIK SHAIK	62	60	78	52	45	188	485	74.62
29	18X51E0030	NAGABABU KANDAKULA	70	58	76	55	43	187	489	75.23
30	18X51E0031	NARAYANA PALLAPU	65	59	75	60	44	186	489	75.23
31	18X51E0032	NIKHITHA R	81	62	73	75	47	194	532	81.85
32	18X51E0034	POOJITHA PALAGULLA	65	69	74	63	46	189	506	77.85
33	18X51E0035	PRIYANKA ANNEM	69	71	76	71	42	191	520	80.00
34	18X51E0036	RIYAZ SYED	65	60	70	56	43	181	475	73.08
35	18X51E0037	RUKSANA KHATUN PATAN	76	74	76	74	49	198	547	84.15
36	18X51E0039	SIVA SHANKAR REDDY. K	64	69	76	69	42	190	510	78.46
37	18X51E0040	SUMALATHA SEELLA	60	62	72	53	43	189	479	73.69
38	18X51E0041	SURENDRA REDDY ANDE	61	52	68	49	42	184	456	70.15
39	18X51E0042	SURESH YERRAGUDI	61	64	72	52	45	183	477	73.38
40	18X51E0043	THANUJA .S.V.S.R	64	68	79	60	49	198	518	79.69
41	18X51E0044	THIMMA REDDY . Y	56	58	61	47	40	180	442	68.00
42	18X51E0045	YOUNIS SHAIK	67	69	72	65	47	196	516	79.38

	HT. NO	Name of the student	Marks						TOTAL (650)	%
			StM	GBM	E-V	E-VI	Sem	Project		
43	18X51E0046	BHAVANI PENUGUNURI	65	76	77	62	48	194	522	80.31
44	18X51E0047	CHANDRA SEKHARA REDDY.B	59	65	73	58	45	188	488	75.08
45	18X51E0048	GOUSUDDIN KATIKE	62	62	77	60	43	188	492	75.69
46	18X51E0049	GURRAPP MAALE	63	57	77	61	44	183	485	74.62
47	18X51E0050	HEMANTH BHAVANASHI	64	59	74	66	45	182	490	75.38
48	18X51E0051	LAVANYA YELLAMPALLE	68	67	78	62	46	185	506	77.85
49	18X51E0052	MADHU KOYYAGURU	58	44	65	55	44	182	448	68.92
50	18X51E0054	MAHESH MANDLA	57	32	66	55	45	181	436	67.08
51	18X51E0055	MANJULA ARAVITI	71	62	77	60	44	184	498	76.62
52	18X51E0056	MANOJ KAMMARI	65	61	74	58	43	184	485	74.62
53	18X51E0057	MARY LODDPALLY	66	68	77	70	45	191	517	79.54
54	18X51E0058	MOHAMMED ALI SHAIKI	61	67	73	61	45	191	498	76.62
55	18X51E0059	MOHAMMED ILIAS SHAIK	66	69	78	64	46	190	513	78.92
56	18X51E0060	MURTUJA SYED	62	69	74	63	44	187	499	76.77
57	18X51E0061	NAGA BHUPAL PALLAPU	63	60	74	63	41	182	483	74.31
58	18X51E0062	NAGENDRA KUMAR.B	64	62	75	59	45	188	493	75.85
59	18X51E0063	RAFI DUDEKULA	65	70	75	66	44	182	502	77.23
60	18X51E0064	RAGHU REKHA PAYASAM	70	67	80	68	45	189	519	79.85
61	18X51E0066	RAMASUBBAIAH MATTA	60	61	69	55	43	186	474	72.92
62	18X51E0067	RANI BUDAMAKAYALA	67	72	87	72	48	196	542	83.38
63	18X51E0068	RESHMA DUDEKULA	81	71	76	68	46	190	532	81.85
64	18X51E0069	RUBEYA SHAIK	75	75	82	65	45	192	534	82.15
65	18X51E0070	SARVESWARA REDDY .M	59	63	72	60	44	185	483	74.31
66	18X51E0071	SHAIKSHA VALI SHAIK	63	69	78	65	45	188	508	78.15
67	18X51E0072	SHARMILA SHAIK	75	66	78	65	44	190	518	79.69
68	18X51E0073	SREEKANTH PUTTA	67	70	71	64	45	184	501	77.08
69	18X51E0074	SREERAM KUMAR. K	71	70	74	64	42	180	501	77.08
70	18X51E0075	SUBBARAYUDU GADWALA	76	75	75	65	49	198	538	82.77
71	18X51E0076	SUBBAREDDY KAMIREDDY	75	67	71	68	45	191	517	79.54
72	18X51E0077	SULOCHANA PONNAPATI	68	56	67	67	43	181	482	74.15
73	18X51E0078	SUPRAJA A	79	72	80	70	48	196	545	83.85
74	18X51E0079	SUSMITHA TATHIREDDY	81	73	79	69	46	189	537	82.62
75	18X51E0080	SWARNALATHA GADWALA	78	70	73	66	48	196	531	81.69
76	18X51E0081	SWETHA KATARKONDA	76	69	72	63	49	198	527	81.08
77	18X51E0082	SYAMPRASAD SANDRA	60	58	62	52	40	178	450	69.23
78	18X51E0084	VINAYA POLLAPATI	60	60	67	63	45	192	487	74.92
79	18X51E0086	YELLA REDDY ROKKAM	66	68	73	63	46	190	506	77.85
80	17X51E0061	SALMAN MITAIGIRI	71	65	54	53	44	187	474	72.92
		Total failed	1	2	0	7	0	0		
		Highest marks	85	80	84	75	49	198		
		Average marks	67.5	64.1	71.9	62.51	44.3	184.4		

Total No.of students registered	80
Total No.of students failed	9
Total No. of studetns Passed	71
Percentage of Pass	88.8


Examination Incharge
 Santhiram Engineering College
 Nandyal, Kurnool(Dt), A.P.


Chief Superintendent
(EXAMINATIONS)
 Santhiram Engineering College
 NANDYAL



SANTHIRAM ENGINEERING COLLEGE: NANDYAL

Pass Percentage for an Academic Year 2018-2019

S.No	Program Code	Program Name	No of Students Registered	No of Students Passed	Pass Percentage
1	04	B.Tech(ECE)	60	57	95
2	05	B.Tech(CSE)	92	69	75
3	02	B.Tech(EEE)	25	19	76
4	03	B.Tech(ME)	53	42	79.25
5	1E	MBA	64	52	81.25
6	57	M.Tech-VLSISD	1	1	100

K. Venkatesh
Examination Incharge

**Examination Incharge
Santhiram Engineering College
Nandyal, Kurnool(Dt), A.P.**

[Signature]
**Chief Superintendent
(EXAMINATIONS)
Santhiram Engineering College
NANDYAL**



SANTHIRAM ENGINEERING COLLEGE
Approved By A.I.C.T.E, New Delhi, Affiliated to J.N.T.U.A, Anantapuramu
AN ISO 9001:2008 CERTIFIED COLLEGE


9(f) and 12(B) recognition by UGC Act 1956
Dept: ECE


FINAL PASSING EXAMINATION

S.No	ROLLNO	NAME OF THE STUDENT	15A048	15A04	15A048	15A04	15A0480	TOTAL (500 M)	%
			01 ADSP	803 PRA	05 CVV	806 TS	7 PW		
1	15X51A0401	YARUNA	59	45	47	45	156	352	70.4
2	15X51A0402	BANDI ASHWINI	68	70	49	49	171	407	81.4
3	15X51A0403	KRISTAM BHARATH	50	52	49	48	174	373	74.6
4	15X51A0404	DUDEKULA BHASKAR	59	56	45	46	168	374	74.8
5	15X51A0405	NEERUGUTTU CHAKRAPANI	52	54	48	48	168	370	74
6	15X51A0407	DUDYALA DEVIKA	56	54	48	49	176	383	76.6
7	15X51A0408	YAMASANI DILEEP KUMAR RED	72	64	49	49	178	412	82.4
8	15X51A0409	MALLANGI GOWTHAMI	51	51	48	47	156	353	70.6
9	15X51A0410	NANNEBACHEGARI HAJI ASIF BAB	51	57	45	48	168	369	73.8
10	15X51A0411	AVULA HARISANJEEVA	57	69	46	45	159	376	75.2
11	15X51A0412	AYETHA HARITHA	62	62	47	48	168	387	77.4
12	15X51A0414	SEELAM LAKSHMI PRAVALLIKA	58	51	48	46	154	357	71.4
13	15X51A0415	BADHAM LAKSHMI SARADA	68	60	49	49	178	404	80.8
14	15X51A0416	A MADANA KALYANI	63	61	49	49	178	400	80
15	15X51A0417	BETHAMSETTI MAHESH	50	52	45	46	161	354	70.8
16	15X51A0418	TEGULAPALLI VANKATA MAHESW	60	56	48	48	168	380	76
17	15X51A0419	VADDU MANASA VEENA	56	73	49	47	169	394	78.8
18	15X51A0420	PALLA MANIKANTA	61	58	48	48	167	382	76.4
19	15X51A0421	KATTUBADI MASUD BASHA	53	53	47	48	155	356	71.2
20	15X51A0422	KUNTUMALLA MOUNIKA	67	69	50	49	171	406	81.2
21	15X51A0423	PALAM MOUNIKA	68	63	48	49	170	398	79.6
22	15X51A0424	PALLE MOURYA SWETHA	64	69	49	49	163	394	78.8
23	15X51A0425	REGATI NAGA ANITHA	67	72	49	49	178	415	83
24	15X51A0426	KAMALAPURI NAGA SAI SARANYA	49	60	45	47	169	370	74
25	15X51A0428	VATTIKUTI NAGARJUNA	62	63	49	48	173	395	79
26	15X51A0429	KARAMPUDI NAGENDRAKUMAR	66	73	47	48	172	406	81.2
27	15X51A0430	CHILAKA NARENDRA KUMAR	79	53	47	48	168	395	79
28	15X51A0432	MIDDE NARESH	84	51	45	45	165	390	78
29	15X51A0433	PUVVADI PADMA SRUTHI	92	70	48	48	174	432	86.4
30	15X51A0434	LAKKYSETTY PAVANKUMAR	48	65	47	42	159	361	72.2
31	15X51A0435	KASETTY PEDDAKKA	85	64	48	49	163	409	81.8
32	15X51A0436	RASINENI PRAPULLA KUMAR	61	44	48	48	163	364	72.8
33	15X51A0437	BACHU RAGHAVA SAI	77	63	48	47	167	402	80.4
34	15X51A0438	CHEPURI RAJKLUMAR	94	79	45	46	162	426	85.2
35	15X51A0439	DOMMALADINNE RAMESH	92	64	49	49	164	418	83.6
36	15X51A0440	MANCHIKANTI VENKATA RANGA I	95	80	50	49	181	455	91
37	15X51A0441	PUJALA RAVI TEJA	72	38	45	44	150	349	69.8
38	15X51A0442	PALADI RENU SREE	78	63	46	47	169	403	80.6
39	15X51A0443	DEREDDY SARTHA REDDY	77	63	48	48	173	409	81.8
40	15X51A0444	SAMUDRALA SHARANYA	87	59	47	47	169	409	81.8
41	15X51A0445	RENTACHINTALA SHRAVANI	79	57	48	49	170	403	80.6
42	15X51A0446	KAMINI SIRI CHANDANA	96	71	48	48	177	440	88
43	15X51A0447	KANALA SIVA DASTAGIRI	88	73	49	49	177	436	87.2
44	15X51A0448	M SREE LEKHA	91	80	48	48	163	430	86
45	15X51A0449	BAJANTHRI SREENIVASULU	80	46	45	47	152	370	74
46	15X51A0450	VELPULA SREENIVASULU	80	62	47	46	161	396	79.2
47	15X51A0451	KANALA SUMAN KUMAR	82	70	47	47	166	412	82.4
48	15X51A0452	BELLAM SUNITHA	95	70	48	49	169	431	86.2
49	15X51A0453	JAKKA SURESH	91	66	49	48	155	409	81.8
50	15X51A0454	SUSHITHA KANDI	91	69	48	49	170	427	85.4
51	15X51A0455	POGABUDDI TABASSUM	86	64	47	46	157	400	80
52	15X51A0456	GIDDAGANDLA TEJASWANI	89	79	48	48	157	421	84.2
53	15X51A0457	MALLU UMA MAHESWARI	82	62	49	49	174	416	83.2
54	15X51A0459	GANGANABOYINI VASUDHA	85	65	47	48	162	407	81.4
55	15X51A0460	KASIMANU VENKATESWARAMMA	93	74	47	48	156	418	83.6

56	15X51A0461	KOTHAPALLI VENU GOPAL	85	58	48	48	155	394	78.8
57	15X51A0462	SVIKRANTH CHOWDARY	82	55	46	42	150	375	75
58	15X51A0463	YELAMPALLE VISWANATHA REDD	81	66	48	48	156	399	79.8
59	14X51A0452	BOYA SAI NAGA MOHAN	58	56	47	43	160	364	72.8
60	14X55A0412	SAI MANOJ KUMAR MALLADI	53	54	48	48	170	373	74.6
		Total Failed	0	3	0	0	0		
		Highest marks	96	80	50	49	181		
		Average Marks	72.28	62.00	47.57	47.45	165.87		

Total no of	:	60
Total no of	:	3
Total no of	:	57
percentage of pass	:	95


 Examination In charge
 Examination Incharge
 Santhiram Engineering College
 Nandyal, Kurnool(Dt), A.P.

Chief Superintendent

 Chief Superintendent
 (EXAMINATIONS)
 Santhiram Engineering College
 NANDYAL



SANTHIRAM ENGINEERING COLLEGE
Approved By A.I.C.T.E, New Delhi, Affiliated to J.N.T.U.A, Anantapuramu
AN ISO 9001:2008 CERTIFIED COLLEGE
2(f) and 12(B) recognition by UGC Act, 1956
NH-18, Nandyal, Kurnool, A.P. 518 602

Dept: CSE FINAL PASSING EXAMINATIONS

S.No	ROLLNO	NAME OF THE STUDENT	15A05802	15A05805	15A05807	15A05808	15A05809	TOTAL (500 M)	%
			MC	ETDA	CVV	TS	PW		
1	15x51a0508	SHAIK CHANDINI	56	64	49	50	183	402	80.4
2	15x51a0509	CHILAKALA SURESH BABU	49	69	48	49	189	404	80.8
3	15x51a0510	BANDI DIVYA VANI	37	58	48	48	185	376	75.2
4	15x51a0514	PANUGANTI HARIKA	29	40	48	48	190	355	71
5	15x51a0516	SYED HIMMAD HUSSAINI	50	50	49	49	189	387	77.4
6	15x51a0517	SHAIK HUSSAIN BASHA	45	54	49	47	185	380	76
7	15x51a0520	BUDDA INDRASENAREDDY	55	51	48	49	182	385	77
8	15x51a0521	TARIGOPULA JAIDEEP REDDI	21	38	49	48	179	335	67
9	15x51a0523	ANNAMAYYAGARI JYOTHIR	48	56	48	49	188	389	77.8
10	15x51a0530	THOLETI LAHARI	46	58	49	47	182	382	76.4
11	15x51a0531	MOLAKASEEMA LAVANYA	48	59	49	48	188	392	78.4
12	15x51a0533	PONNAPATI MADHU	48	34	48	48	182	360	72
13	15x51a0534	KASIBOINA MAHESH	61	62	50	50	189	412	82.4
14	15x51a0535	DUDEKULA MAMATHA	61	66	49	49	184	409	81.8
15	15x51a0537	POLURU MANOJ BABU	34	37	49	49	180	349	69.8
16	15x51a0538	SHAIK MAZAHAR ALI	29	40	48	45	181	343	68.6
17	15x51a0539	SHAIK MOHAMMED SOHAIL	20	20	47	46	177	310	62
18	15x51a0540	SHAIK MOHAMMED SHAREEF	30	37	48	46	183	344	68.8
19	15x51a0542	ADDEPALLI MOUNIKA	46	54	49	48	183	380	76
20	15x51a0543	GAJULA MOUNIKA	43	56	49	50	183	381	76.2
21	15x51a0544	PASAPULA VEERA SUBBANA	49	53	49	50	183	384	76.8
22	15x51a0549	M NAVEEN KUMAR REDDY	29	29	48	47	181	334	66.8
23	15x51a0550	KAYTAKAM NIHARIKA	57	59	49	50	190	405	81
24	15x51a0552	DANDIPATI PAVANKALYAN	49	48	48	48	185	378	75.6
25	15x51a0553	BONIGENI PAVAN RAGHAV	45	51	48	47	188	379	75.8
26	15x51a0554	JANUMPALLI PRANEETH	45	27	47	46	180	345	69
27	15x51a0555	ALLA PRANITHA	48	62	49	50	184	393	78.6
28	15x51a0557	DUDEKULA HUSSAIN BASHA	52	63	48	49	182	394	78.8
29	15x51a0558	KAMIREDDY PREMKUMAR	46	41	49	46	183	365	73
30	15x51a0560	ALLADI RAGHAVENDRA	49	56	49	50	185	389	77.8
31	15x51a0562	GUTTY RAMESH	45	26	49	46	183	349	69.8
32	15x51a0564	DUDEKULA RIYAZ	47	53	48	48	179	375	75
33	15x51a0565	K ROSHAN	49	45	48	48	181	371	74.2
34	15x51a0571	GAJULA SAI TEJA PRIYANKA	53	49	49	49	187	387	77.4
35	15x51a0572	GEEDA VENKATA SAILAJA	49	40	49	48	183	369	73.8
36	15x51a0573	DUGGASANI SANDEEP KUMAR	55	52	49	49	187	392	78.4
37	15x51a0575	YERASI SARIKA	47	44	49	47	180	367	73.4
38	15x51a0579	ZIGGIGARI SHAIK ZAFFAR I	48	48	48	49	176	369	73.8
39	15x51a0580	PEDDAYENUMULA SIVAMMA	52	46	49	49	188	384	76.8
40	15x51a0581	MALLELA SOMESWAR REDDY	45	47	49	48	187	376	75.2
41	15x51a0582	KASIREDDY SOMESWARI	35	50	48	48	185	366	73.2
42	15x51a0589	PERNAPATI SRINIVASULU	25	22	48	48	179	322	64.4
43	15x51a05A0	VAGARU VENKATA KRISHN	47	49	49	47	185	377	75.4
44	15x51a05A5	L YUGANDHAR REDDY	60	62	49	50	189	410	82
45	15P11A0535	G GOWTHAMI	34	51	50	50	185	370	74
46	14x51a0504	GATTU ANWESH	30	30	45	45	160	310	62
Total Failed			14	14	0	0	0		
Highest marks			61	69	50	50	190		
Average Marks			44.478261	47.956522	48.5	48.152174	183.41304		

Total no of Students Registered	:	46
Total no of Students Failed	:	20
Total no of Students Passed	:	26
percentage of pass	:	56.52

Kou Me
Examination Incharge
Examination Incharge
Santhiram Engineering College
Nandyal, Kurnool (Dt), A.P.

030579
Chief Superintendent
Chief Superintendent
(EXAMINATIONS)
Santhiram Engineering College
NANDYAL



SANTHIRAM ENGINEERING COLLEGE
Approved By A.I.C.T.E, New Delhi, Affiliated to J.N.T.U.A, Anantapuramu
AN ISO 9001:2008 CERTIFIED COLLEGE
2(f) and 12(B) recognition by UGC Act, 1956
NH-16, Nandyal, Kurnool, A.P. - 518 502

Dept: CSE

FINAL PASSING EXAMINATIONS

S.No	ROLLNO	NAME OF THE STUDENT	15A05802	15A05805	15A05807	15A05808	15A05809	TOTAL (500 M)	%
			MC	ETDA	CVV	TS	PW		
1	15X51A0502	BYRAPU APOORVA	56	60	50	50	195	411	82.2
2	15X51A0503	LUKHMANNIN ASLAM	48	58	50	48	195	399	79.8
3	15X51A0512	EDULA GOWTHAMI LAKSHN	51	66	49	48	189	403	80.6
4	15X51A0513	CHETLA HARIPRIYA	49	50	49	48	185	381	76.2
5	15X51A0515	PASYAM HEMALATHA	53	54	50	48	189	394	78.8
6	15X51A0518	SHAIK IMAM HUSSAIN	58	56	50	50	195	409	81.8
7	15X51A0519	SHAIK IMRAN	46	59	49	47	186	387	77.4
8	15X51A0522	TATHIREDDY JHANSI	52	62	50	48	183	395	79
9	15X51A0524	KANCHARLA VIJAYALAKSH	54	57	49	48	184	392	78.4
10	15X51A0525	SHAIK KARISHMA	60	68	50	50	195	423	84.6
11	15X51A0527	DUDEKULA KAVERI	59	65	50	48	183	405	81
12	15X51A0528	PENUMAKA KAVYA	56	63	50	48	189	406	81.2
13	15X51A0529	BALAMBAIGARI KHAMRUN	55	68	50	48	185	406	81.2
14	15X51A0536	KOTA MAMATHA	58	64	50	49	195	416	83.2
15	15X51A0541	AMBATI MOUNIKA	59	58	49	50	191	407	81.4
16	15X51A0546	POLDASU NAGA MADHU	47	53	49	47	193	389	77.8
17	15X51A0547	V NAGA SWETHA	51	64	50	48	186	399	79.8
18	15X51A0548	GANJI NAGASAI	38	52	50	47	190	377	75.4
19	15X51A0551	PEDDIREDDY NIKHITHA	52	65	49	48	191	405	81
20	15X51A0556	GANDLA PRASAD BABU	53	54	50	49	195	401	80.2
21	15X51A0559	ANANTHA PRIYANKA	65	71	50	50	195	431	86.2
22	15X51A0561	BHIMIREDDY REJESWARI	64	68	50	50	194	426	85.2
23	15X51A0563	SRIRAM RAVALI	58	71	49	49	189	416	83.2
24	15X51A0566	TIPPALURU RUPA	56	58	50	49	193	406	81.2
25	15X51A0567	GANDLA SAGARIKA	61	64	50	49	188	412	82.4
26	15X51A0569	PALURU SAI PRAKASH	50	41	49	48	187	375	75
27	15X51A0570	PUVVADI SAI SWETHA	53	50	50	49	193	395	79
28	15X51A0574	DEGALA SANKAR	53	51	50	50	188	392	78.4
29	15X51A0576	PALLE SARITHA	57	53	50	49	191	400	80
30	15X51A0578	CHATUR SHAHIN	64	59	50	48	194	415	83
31	15X51A0583	THOKALA SOWJANYA	54	60	50	50	194	408	81.6
32	15X51A0584	KAMISSETTY SOWMYA	56	67	50	50	193	416	83.2
33	15X51A0586	K SRI DURGA	54	56	50	50	193	403	80.6
34	15X51A0587	NAGIRI SRI GURU HARIKA	47	57	50	48	184	386	77.2
35	15X51A0588	JADAV SRINIVASA RAO	52	52	49	49	192	394	78.8
36	15X51A0590	KOTTAM SUDHA	42	52	50	48	186	378	75.6
37	15X51A0591	MIDDE SUNEERA	49	58	49	48	186	390	78
38	15X51A0593	GOTURU SUPRIYA	73	59	50	50	195	427	85.4
39	15X51A0594	KONDA SURYA NARAYANA	51	60	49	50	194	404	80.8
40	15X51A0595	PULYALA SUSHMALATHA R	52	55	50	49	192	398	79.6
41	15X51A0596	BATCHU TEJESWANI	71	54	50	49	193	417	83.4
42	15X51A0597	PANDITI THANMAYI	57	55	50	50	194	406	81.2
43	15X51A0599	DESAM VAMSHIDHAR REDD	42	51	49	48	193	383	76.6
44	15X51A05A1	SEREDDY VENKATA MANIS	47	55	49	48	189	388	78
45	15X51A05A3	PULI VIJAY PAVAN	51	57	50	49	195	402	80.4
46	15X51A05A4	DHARMAVARAM VISHNU PI	63	56	50	49	191	409	81.8
Total Failed			3	0	0	0	0		
Highest marks			73	71	50	50	195		
Average Marks			54.28	58.39	49.70	48.76	190.65		

Total no of Students Registered :	46
Total no of Students Failed :	3
Total no of Students Passed :	43
percentage of pass :	93.48

K. Suresh
Examination Incharge
Examination Incharge
Santhiram Engineering College
Nandyal, Kurnool(Dt), A.P.

Summary of Both A&B Sec's	
Total no of Students Registered :	92
Total no of Students Failed :	23
Total no of Students Passed :	69
percentage of pass :	75.00

S. Suresh
Chief Superintendent
Chief Superintendent
(EXAMINATIONS)
Santhiram Engineering College
NANDYAL



SANTHIRAM ENGINEERING COLLEGE
Approved By A.I.C.T.E, New Delhi, Affiliated to J.N.T.U.A, Anantapuramu
AN ISO 9001:2008 CERTIFIED COLLEGE
2(f) and 12(B) recognition by UGC Act, 1956
NH-18, Nandyal, Kurnool, A.P.-518 502

Dept: **EEE**

FINAL PASSING EXAMINATION

S.No	ROLLNO	NAME OF THE STUDENT	15A02801	15A02805	15A02806	15A02807	15A02808	TOTAL (500 M)	%
			INS	ERT	CVV	TS	PW		
1	15X51A0201	Kakanuru Akhila	75	76	50	50	198	449	89.8
2	15X51A0202	Masuldar Arshiya	54	61	48	42	184	389	77.8
3	15X51A0203	Attar Rahil	28	55	45	48	183	359	71.8
4	15X51A0204	Manda Bhargavi	67	78	50	50	190	435	87
5	15X51A0205	Kakanuri Venkata Chaitanya	71	91	50	50	198	460	92
6	15X51A0206	Thalla Venkata Hari Krishna	30	49	46	44	180	349	69.8
7	15X51A0207	Panyam Harshavardhan	62	64	49	49	193	417	83.4
8	15X51A0208	Kotapati Krishna Tejaswi	54	63	45	42	178	382	76.4
9	15X51A0210	Talluri Mohan	60	68	48	47	189	412	82.4
10	15X51A0211	Ranga Naresh	63	51	48	48	187	397	79.4
11	15X51A0212	Sandu Naveen Kumar	31	52	46	45	185	359	71.8
12	15X51A0213	Hanchate Nikhileswar Rao	64	70	47	46	184	411	82.2
13	15X51A0214	Shaik Noor Hussain	34	49	45	45	181	354	70.8
14	15X51A0215	Talari Prathap	50	50	46	42	189	377	75.4
15	15X51A0216	Andalam Sairam	47	54	49	50	192	392	78.4
16	15X51A0217	Emme Salomi	68	70	49	50	187	424	84.8
17	15X51A0218	Dudekula Sazeed	55	66	46	48	185	400	80
18	15X51A0219	Sreekantam Sreedhar	30	58	48	46	186	368	73.6
19	15X51A0220	Madire Sreenivasa Reddy	53	70	50	45	192	410	82
20	15X51A0222	Sirigireddy Vasudeva Reddy	47	58	49	48	193	395	79
21	16X55A0201	Akula Venkata Prasad	49	56	47	48	186	386	77.2
22	16X55A0202	Midde Ramudu	36	46	46	47	182	357	71.4
23	16X55A0204	Shaik Shahinsha	48	57	48	50	190	393	78.6
24	16X55A0205	Sura Venkata Sreedhar Kumar	53	55	48	46	179	381	76.2
25	16X55A0206	Kat Reddy Sudharshan Reddy	67	74	50	50	198	439	87.8
Total Failed			6	0	0	0	0		
Highest marks			75	91	50	50	198		
Average Marks			51.84	61.64	47.72	47.04	187.56		

Total no of Students Registered	25
Total no of Students Failed	6
Total no of Students Passed	19
Percentage of pass	76

K. S. S. S.
Examination in Charge
Examination Incharge
Santhiram Engineering College
Nandyal, Kurnool(Dt).A P

[Signature]
Chief Superintendent
Chief Superintendent
(EXAMINATIONS)
Santhiram Engineering College
NANDYAL



SANTHIRAM ENGINEERING COLLEGE

Approved By A.I.C.T.E, New Delhi, Affiliated to J.N.T.U.A, Anantapuramu

AN ISO 9001:2015 CERTIFIED COLLEGE

2(f) and 12(B) recognition by UGC Act,1956

NH-40,Nandyal, Kurnool , A.P.-518 502


Dept:ME


FINAL PASSING EXAMINATION

S.No	ROLLNO	NAME OF THE STUDENT	15A03801	15A03805	15A03807	15A03808	15A03809	TOTAL (500 M)	%
			IE	GT & JP	CVV	TS	PW		
			100M	100M	50M	50M	200 M		
1	15X51A0301	SHAIK AFZAL BASHA	75	61	48	47	198	429	85.80
2	15X51A0303	KADATALA AKRAM BASHA	54	57	43	44	185	383	76.60
3	15X51A0304	YEREGERI AMEER SOHAIL	18	17	32	30	168	265	53.00
4	15X51A0305	SHAIK ASIFBASHA	64	52	46	47	191	400	80.00
5	15X51A0306	YERRAGUNTLA AVINASH	64	66	46	47	192	415	83.00
6	15X51A0307	SHAIK MOHAMMED AZARUDDIN	54	62	48	48	194	406	81.20
7	15X51A0308	AREMARATI CHETAN	53	55	43	44	186	381	76.20
8	15X51A0309	KAPPURAM ESWAR PRASAD REDDY	35	29	44	43	188	339	67.80
9	15X51A0310	C HARI KRISHNA GOUD	62	62	47	46	193	410	82.00
10	15X51A0311	SABJIBHAIGARI IMAM BASHA	51	59	47	48	192	397	79.40
11	15X51A0312	SHAIK IMRAN	53	52	48	48	194	395	79.00
12	15X51A0313	SHAIK INTHIYAZ	58	62	47	47	192	406	81.20
13	15X51A0314	NANDYALA JAGADEESWARA REDDY	71	58	49	49	198	425	85.00
14	15X51A0315	RAJAMATHGARI JAVID HUSSAIN	63	64	47	47	192	413	82.60
15	15X51A0316	TALARI KRANTHIKIRAN NAYUDU	66	65	47	46	190	414	82.80
16	15X51A0317	YATAGIRI MADHU CHANDU	55	24	45	45	180	349	69.80
17	15X51A0318	BHUMA MAHEEDHAR REDDY	50	26	47	47	191	361	72.20
18	15X51A0319	KURUVA GUDISE MAHENDRABABU	42	17	41	42	185	327	65.40
19	15X51A0321	BURUMESALA MANOHAR	78	62	47	48	190	425	85.00
20	15X51A0323	TURPUNATI SHAIK MOHAMMED ZIYA	63	63	46	47	193	412	82.40
21	15X51A0325	BASHYAM MURALI MOHAN GOUD	44	27	44	43	189	347	69.40
22	15X51A0326	EEDINA NARASIMHA CHAITANYA	74	63	46	47	192	422	84.40
23	15X51A0327	KAIPA NARA SIMHA SASTRY	57	56	49	48	198	408	81.60
24	15X51A0328	DWARAM NARENDRA REDDY	53	19	40	40	184	336	67.20
25	15X51A0329	CHITTARI NAVEEN RAJ	85	78	49	49	198	459	91.80
26	15X51A0331	KONUTHURI PRATHAP KUMAR	68	84	48	48	194	442	88.40
27	15X51A0333	YEMISSETTY RAHUL SAI	49	50	45	45	190	379	75.80
28	15X51A0334	YALAKANTI RAMESH	51	46	44	44	189	374	74.80
29	15X51A0335	TALARI RAVI	52	51	46	45	185	379	75.80
30	15X51A0336	SHAIK SADDAM	80	60	48	47	198	433	86.60
31	15X51A0337	NARLA VENKATA SAI YESWANTH REDDY	49	58	44	44	188	383	76.60
32	15X51A0338	JANAPALA SAIRAM REDDY	46	53	45	46	181	371	74.20
33	15X51A0339	PANYAM SHAIK CHAND BASHA	59	53	47	47	191	397	79.40
34	15X51A0340	SHAIK SHOWKATH ALI	61	66	47	48	194	416	83.20
35	15X51A0342	SREENIVASA REDDY YELLALA	53	30	45	46	186	360	72.00
36	15X51A0343	VUNNAM SRINIVAS CHOWDARY	57	50	46	46	187	386	77.20
37	15X51A0344	SANEM SUDHA PARTHASARADHI	51	58	47	47	191	394	78.80
38	15X51A0345	RAMATHIRTHAM SUDHAKAR	36	57	46	46	189	374	74.80
39	15X51A0346	SALABOINI SURESHKUMAR	48	51	44	44	188	375	75.00
40	15X51A0347	MULLA VALI BASHA	45	33	44	44	188	354	70.80

41	15X51A0349	ADAV VENKATA SAI	51	55	43	42	186	377	75.40
42	15X51A0350	K VENKATA SURESH	71	64	49	49	198	431	86.20
43	15X51A0351	JUDAM VENUGOPAL	54	55	45	45	188	387	77.40
44	16X55A0301	SHAIK ARIFULLA	70	55	49	48	198	420	84.00
45	16X55A0302	T BHARATH KUMAR	54	71	48	49	196	418	83.60
46	16X55A0303	MULLA FAROOK HUSSIAN	71	72	49	49	198	439	87.80
47	16X55A0304	MULLA JAKEER BASHA	51	54	47	46	191	389	77.80
48	16X55A0305	SHAIK MAHAMMAD RAFI	74	68	49	49	198	438	87.60
49	16X55A0306	GODUGU MAHESH	72	62	49	48	198	429	85.80
50	16X55A0307	MADAKKAGARI RAVINDRA KUMAR	74	74	47	46	188	429	85.80
51	16X55A0308	KHURESHI SAMEER	73	64	46	46	192	421	84.20
52	16X55A0309	BOBBILI VINOD REDDY	69	56	46	46	192	409	81.80
53	14X51A0348	SHAIK POOLA DADA HUSSAIN	35	28	44	44	188	339	67.80
		Total Failed	4	9	0	0	0		
		Highest marks	85	84	49	49	198		
		Average Marks	57.8490566	53.4716981	45.90566038	45.8679245	190.6226415		

Total no of Students Registered	:	53
Total no of Students Failed	:	11
Total no of Students Passed	:	42
percentage of pass	:	79.25


Examination Incharge
Examination Incharge
Santhiram Engineering College
Nandyal, Kurnool(Dt), A.P.


Chief Superintendent
Chief Superintendent
(EXAMINATIONS)
Santhiram Engineering College
NANDYAL

**SANTHIRAM ENGINEERING COLLEGE**

Approved By A.I.C.T.E, New Delhi, Affiliated to J.N.T.U.A, Anantapuramu
AN ISO 9001:2015 CERTIFIED COLLEGE
2(f) and 12(B) recognition by UGC Act,1956
NH-40,Nandyal, Kurnool , A.P.-518 502

Dept: MBA


2017 Batch


FINAL PASS EXAMINATIONS

S.No	ROLLNO	NAME OF THE STUDENT							TOTAL (650 M)	%
			StM	GBM	E-V	E-VI	Sem	Project		
1	17X51E0001	AMANULLA KHAN .P.	69	60	59	59	44	185	476	73.23
2	17X51E0003	BHARATH .B.	61	67	62	66	47	191	494	76.00
3	17X51E0004	CHAITHANYA .K.	69	65	60	67	44	189	494	76.00
4	17X51E0005	CHARAN KUMAR .D.	61	66	59	68	44	185	483	74.31
5	17X51E0006	DASTAGIRI .D.	60	64	53	60	45	186	468	72.00
6	17X51E0007	GAMANA .K.	67	68	60	62	47	195	499	76.77
7	17X51E0008	GIREESH .M.K.	58	64	55	35	43	181	436	67.08
8	17X51E0009	GOWRI DEVI .L.V.	76	54	66	71	48	194	509	78.31
9	17X51E0010	GURUPRASAD REDDY .K.	61	60	53	42	44	188	448	68.92
10	17X51E0011	HARI PRASAD REDDY .K.	67	67	58	64	45	188	489	75.23
11	17X51E0012	HEMANTH KUMAR .E.M.	59	60	52	64	45	189	469	72.15
12	17X51E0013	HIMAM HUSSAIN .S.	72	60	55	58	46	185	476	73.23
13	17X51E0015	KALYANI .N.	77	75	65	76	49	196	538	82.77
14	17X51E0016	KRUPANIDHI .A.	76	68	61	59	48	190	502	77.23
15	17X51E0017	LAHAR I.B.	65	71	63	63	49	198	509	78.31
16	17X51E0018	LAKSHMI SPANDANA .E.	78	62	63	73	48	194	488	75.08
17	17X51E0019	LAVANYA .A.	82	68	70	74	48	196	538	82.77
18	17X51E0021	MADHURANI .Y.	77	79	74	72	49	198	549	84.46
19	17X51E0022	MALLESHA .S.	58	64	57	61	45	185	470	72.31
20	17X51E0023	MANASA .B.	65	65	66	63	46	192	497	76.46
21	17X51E0024	MANISHA.M.	78	66	73	74	49	198	538	82.77
22	17X51E0025	MOHAMMAD HUSSAIN .C.	59	67	66	61	45	189	487	74.92
23	17X51E0026	MOHAMMED JAVEED .K.	70	62	64	63	47	194	500	76.92
24	17X51E0027	MOUNIKA REDDY .P.	76	66	64	72	48	196	522	80.31
25	17X51E0028	NAGA DIVYA.P.	86	83	81	76	50	199	575	88.46
26	17X51E0030	NAGANJANEYULU .K.	72	62	60	62	45	187	488	75.08
27	17X51E0031	SANDYA RANI .A.	70	63	68	64	47	192	504	77.54
28	17X51E0032	SANTOSH KUMAR .V.	66	61	49	60	45	190	471	72.46
29	17X51E0033	SARDAR BASHA .S.	58	62	65	63	44	188	480	73.85
30	17X51E0034	SURENDRA BABU .G.	63	59	60	63	48	195	488	75.08
31	17X51E0036	TAHERUN .S.	66	61	70	64	47	191	499	76.77
32	17X51E0037	VENKATESWARLU .K.	67	63	66	65	45	189	495	76.15
33	17X51E0038	AFREED HUSSAIN.G.	51	64	55	41	45	189	445	68.46
34	17X51E0039	ARSHIYA .P.	81	80	72	78	50	198	559	86.00
35	17X51E0041	GOUSE MOHADDIN .S.	67	78	70	64	48	194	521	80.15
36	17X51E0042	HARISH.V.Y.	58	60	58	59	46	188	469	72.15
37	17X51E0043	KARTHIK .K.	70	68	71	66	45	188	508	78.15
38	17X51E0044	MAFRIYAD.S.	76	68	65	68	48	193	518	79.69
39	17X51E0045	MALIK BASHA .D.	77	64	66	67	45	189	508	78.15
40	17X51E0046	NARESH REDDY .B.	70	61	65	63	44	188	491	75.54
41	17X51E0047	NAYEEM AKRAM .S.	70	50	56	63	44	187	470	72.31
42	17X51E0048	NAZIRA .S.	74	72	61	70	46	193	516	79.38

43	17X51E0049	PAVAN KUMAR .P.	71	64	60	68	45	185	493	75.85
44	17X51E0051	PUSHPALATHA .S.	77	71	72	63	46	188	517	79.54
45	17X51E0052	RAHAMATHULLA . R.S.	61	69	63	64	50	197	504	77.54
46	17X51E0054	RAJESHWAR REDDY .R.	72	82	80	71	48	191	544	83.69
47	17X51E0055	RAMESH .M.	77	67	56	65	46	187	498	76.62
48	17X51E0056	RAMI REDDY .K.	54	72	63	42	46	188	465	71.54
49	17X51E0057	SAI JYOTHI .K.	82	64	64	70	48	195	523	80.46
50	17X51E0058	SAI KAVITHA .K.	81	70	74	75	48	196	544	83.69
51	17X51E0059	SAI KRISHNA .K.	45	66	47	54	45	187	444	68.31
52	17X51E0060	SAI RAM .K.	72	71	63	69	45	189	509	78.31
53	17X51E0062	SHAHEDA .S.	66	70	64	69	48	196	513	78.92
54	17X51E0063	SHAISTHA SAMREEN .S.*	71	66	59	62	47	196	501	77.08
55	17X51E0064	SONY .M.	77	67	74	63	48	193	522	80.31
56	17X51E0065	SREENIVASA REDDY .Y.	72	67	65	49	44	188	485	74.62
57	17X51E0067	SUDHAKAR REDDY .B.R	62	79	71	61	46	187	506	77.85
58	17X51E0068	SUDHREE RAYUDU .S.	72	80	77	80	50	197	556	85.54
59	17X51E0069	SUMAYA BEGUM .N.	83	69	71	71	50	197	541	83.23
60	17X51E0070	SUVARNA .P.	70	79	75	64	47	189	524	80.62
61	17X51E0071	TANVEER .S.V.	74	82	76	69	50	197	548	84.31
62	17X51E0072	USSAIN BASHA .S.	60	65	61	39	44	185	454	69.85
63	17X51E0074	VENKATESH .D.	69	79	65	60	46	189	508	78.15
64	17X51E0075	VENKATESH .V.	77	69	72	68	46	190	522	80.31
		Total failed	1	2	2	6	0	0		
		Highest marks	86	83	81	80	49	198		
		Average marks	69.2	67.4	64.2	62	46.5	191		

Total No.of students registered	64
Total No.of students failed	12
Total No. of students Passed	52
Percentage of Pass	81.3


Examination Incharge
Examination Incharge
 Santhiram Engineering College
 Nandyal, Kurnool(Dt), A.P.


Chief Superintendent
Chief Superintendent
(EXAMINATIONS)
 Santhiram Engineering College
 NANDYAL



SANTHIRAM ENGINEERING COLLEGE
Approved By A.I.C.T.E, New Delhi, Affiliated to J.N.T.U.A,
Anantapuramu
AN ISO 9001:2015 CERTIFIED COLLEGE
2(f) and 12(B) recognition by UGC Act,1956

Couse & Dept: M.Tech(VLSISD) & ECE FINAL PASSING EXAMINATION

S.No	ROLLNO	NAME OF THE STUDENT	PROJECT -WORK GRADE
1	17X51D5701	S.HEENA NISHAD	A
Total Failed			0
Highest marks			A

		Total no of Students Registered	1
		Total no of Students Failed	0
		Total no of Students Passed	1
		percentage of pass	100

K. Venkatesh

Examination In charge
Examination Incharge
Santhiram Engineering College
Nandyal, Kurnool(Dt), A.P.

J. K. Reddy
Chief Superintendent


Chief Superintendent
(EXAMINATIONS)
Santhiram Engineering College
NANDYAL




SANTHIRAM ENGINEERING COLLEGE: NANDYAL

Pass Percentage for an Academic Year 2017-2018

S.No	Program Code	Program Name	No of Students Registered	No of Students Passed	Pass Percentage
1	04	B.Tech(ECE)	78	68	87.17
2	05	B.Tech(CSE)	69	49	71.01
3	02	B.Tech(EEE)	30	13	43.33
4	03	B.Tech(ME)	79	72	91.13
5	1E	MBA	41	38	92.68


Examination Incharge
Examination Incharge
Santhiram Engineering College
Nandyal, Kurnool(Dt), A.P.


Chief Superintendent
Chief Superintendent
(EXAMINATIONS)
Santhiram Engineering College
NANDYAL

SANTHIRAM ENGINEERING COLLEGE

Approved By A.I.C.T.E, New Delhi, Affiliated to J.N.T.U.A, Anantapuramu

AN ISO 9001:2008 CERTIFIED COLLEGE

2(f) and 12(B) recognition by UGC Act,1956

NH-18,Nandyal, Kurnool , A.P.-518 502

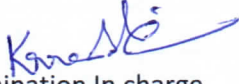
Dept:ECE-A

FINAL PASSING EXAMINATION

S.No	ROLLNO	NAME OF THE STUDENT	13A0	13A0	13A04	13A04	13A0	TOTAL (550 M)	%
			4802	4803	805	807	4808		
			AWC	ADSP	PRA	TS	PW		
1	14x51a0401	SHAIK ABDUL MOIN	0	41	22	39	182	284	51.64
2	14x51a0402	NALAMOTHU AKHIL CHOWDARY	78	88	58	45	184	453	82.36
3	14x51a0407	KONDATI BHARGAV	55	50	54	49	194	402	73.09
4	14x51a0410	SAYYAD FARZANA	73	67	67	48	192	447	81.27
5	14x51a0415	MARELLA JAYA SHANKAR	51	58	59	43	180	391	71.09
6	14x51a0420	PONNAPUREDDY KIRANKUMAR REDDY	5	12	17	39	168	241	43.82
7	14x51a0424	GARGEYAPURAM MALIK BASHA	51	53	52	45	189	390	70.91
8	14x51a0427	MALI MOHAMMAD NISAR	28	26	28	45	184	311	56.55
9	14x51a0428	RENATI MOUNIKA REDDY	58	57	50	47	191	403	73.27
10	14x51a0434	DEREDDY AKAMBRA NAVANEETH REDDY	72	64	64	47	191	438	79.64
11	14x51a0438	ANCHA PAVAN KUMAR	54	71	56	48	194	423	76.91
12	14X51A0448	PASAMYELLA VENKATA RENUKA	50	52	54	48	192	396	72.00
13	14X51A0449	NERAVATI SAI KEERTHANA	48	54	43	48	191	384	69.82
14	14X51A0450	CHITYALA SAI MANOGNA	48	57	57	48	187	397	72.18
15	14X51A0454	KODITHAM SAISWETHA	65	70	65	48	192	440	80.00
16	14X51A0457	NETHI SESHI MOUNIKA	61	64	56	48	192	421	76.55
17	14X51A0458	YERASI SHASINDRA REDDY	53	60	54	48	190	405	73.64
18	14X51A0459	TAVISALA SIVA REDDY	57	52	47	43	191	390	70.91
19	14X51A0460	S L ASWINI	62	56	53	48	189	408	74.18
20	14X51A0464	BEDADALA SREEVANI	51	68	64	47	188	418	76.00
21	14X51A0468	BASAM THIRUMALESHREDDY	59	54	45	47	189	394	71.64
22	14X51A0469	SHAIK THOTTI KARISHMA	75	67	48	49	197	436	79.27
23	14X51A0470	KANIKA UDAY	53	34	48	47	189	371	67.45
24	14X51A0472	BHEEMIREDDY VAMSIKUMAR REDDY	46	19	17	43	189	314	57.09
25	14X51A0473	SUTRYE VEERAKANTESWARA RAO	71	67	54	48	192	432	78.55
26	14X51A0474	DARISA VENKATA RAGHAVENDRA	60	65	58	49	192	424	77.09
27	14X51A0475	KANDANURU VENKATASHANMUKHA	65	33	51	49	192	390	70.91
28	15X55A0401	POLIKI DRAVEENDRA REDDY	55	57	49	45	185	391	71.09
29	15X55A0402	PILLI NAGA CHANDRA MOULI	63	54	56	49	192	414	75.27
30	15X55A0403	CHINTHALA NARESH	75	81	67	48	196	467	84.91
31	15X55A0404	YERUVA PRASANTH KUMAR REDDY	61	64	53	48	192	418	76.00
32	15X55A0405	GUDIMETTA RASHMI	71	65	57	49	198	440	80.00
33	15X55A0408	VADDARAPU VENKATA RAMUDU	74	69	57	48	194	442	80.36

34	14X55A0404	NANABALA JAGADISH BABU	66	65	54	48	194	427	77.64
35	13X51A0453	A.PRASNATH KUMAR	21	61	23	39	186	330	60.00
36	13X51A0480	C.SURENDRA	17	52	18	39	188	314	57.09
		Total Failed	4	5	8	0	0		
		Highest marks	78	88	67	49	198		
		Average Marks	54.22	56.31	49.31	46.28	189.61		

Total no of Students Registered	:	36
Total no of Students Failed	:	10
Total no of Students Passed	:	26
percentage of pass	:	72.22


 Examination In charge
Examination Incharge
Santhiram Engineering College
Nandyal, Kurnool(Dt), A.P.

Chief Superintendent

Chief Superintendent
(EXAMINATIONS)
Santhiram Engineering College
NANDYAL

SANTHIRAM ENGINEERING COLLEGE

Approved By A.I.C.T.E, New Delhi, Affiliated to J.N.T.U.A, Anantapuramu

AN ISO 9001:2008 CERTIFIED COLLEGE

2(f) and 12(B) recognition by UGC Act, 1956

NH-18, Nandyal, Kurnool, A.P.-518 502

Dept: ECE-B


FINAL PASSING EXAMINATION


S.No	ROLLNO	NAME OF THE STUDENT	13A04 802	13A0 4803	13A04 805	13A04 807	13A 048 08	TOTAL (550 M)	%
			AWC	ADSP	PRA	TS	PW		
1	14X51A0403	VOORAKONDA AMBICA	82	91	65	49	195	482	87.64
2	14X51A0404	MIDDE ANURADHA	86	76	67	48	192	469	85.27
3	14X51A0406	PINNAM APARNA	67	76	64	49	197	453	82.36
4	14X51A0408	BOJJA RAGINI	69	68	73	48	193	451	82.00
5	14X51A0409	DIVYA Y	84	77	68	47	187	463	84.18
6	14X51A0412	YELLAMPALLE HARITHA	84	79	72	49	195	479	87.09
7	14X51A0414	MUKKAMALLA HUSSAINBEE	85	80	75	49	197	486	88.36
8	14X51A0416	MUDIYAM JYOTHI	70	73	65	47	189	444	80.73
9	14X51A0417	SHAIK KARISHMA	87	87	79	49	197	499	90.73
10	14X51A0418	GELIVI KARTHEEK	80	71	74	49	193	467	84.91
11	14X51A0419	UPPU KAVYA SREE	78	73	68	48	193	460	83.64
12	14X51A0421	KOTTAPETA KUSHAL	63	69	60	49	195	436	79.27
13	14X51A0422	THIMMAREDDY LOKESHWARA REDDY	60	59	58	49	196	422	76.73
14	14X51A0425	DUDEKULA MANSOOR HUSSAIN	76	73	67	48	194	458	83.27
15	14X51A0426	MALEPATI MEGHANA	61	73	60	48	191	433	78.73
16	14X51A0429	NARLA MOUNIKA	67	73	60	47	189	436	79.27
17	14X51A0430	RAMAYANAM MAGAJASHWANTHUMA	50	73	56	48	192	419	76.18
18	14X51A0431	PALADI NAGA MANIKANTA	68	76	56	48	193	441	80.18
19	14X51A0432	KODURU NAGA RAJESH	73	72	65	49	194	453	82.36
20	14X51A0435	BARIGELA NEERAJA	65	72	63	45	189	434	78.91
21	14X51A0436	N NIKHITHA	73	68	68	47	191	447	81.27
22	14X51A0439	POTHIREDDY PRAJWANYA	69	77	70	49	196	461	83.82
23	14X51A0440	SIDDIREDDY PUSHPAJA	55	55	45	48	186	389	70.73
24	14X51A0441	SANKALA PUSHPAVATHI	80	70	61	48	188	447	81.27
25	14X51A0442	AMBATI RADHIKA	77	81	60	49	192	459	83.45
26	14X51A0443	GOTLA RAJYALAKSHMI	67	75	63	49	193	447	81.27
27	14X51A0445	MAGHAM RATNA DEEPIKA	81	66	61	49	188	445	80.91
28	14X51A0446	D V V S RAVI KIRAN	77	69	57	49	194	446	81.09
29	14X51A0447	NEELAM RAVIKUMAR	69	73	63	49	196	450	81.82
30	14X51A0451	ASUNDI SAI MOULIKA	73	75	62	48	195	453	82.36
31	14X51A0453	ILLURU SAI SNEHA	72	73	64	49	195	453	82.36
32	14X51A0455	RAMIREDDY SAINADH REDDY	61	70	63	49	198	441	80.18
33	14X51A0456	KANDUKURU SANDEEP KUMAR	69	71	63	49	198	450	81.82
34	14X51A0461	KALLURI SRAVANI	59	72	56	48	197	432	78.55
35	14X51A0462	MARAM REDDY SRAVANI	72	73	53	48	194	440	80.00
36	14X51A0465	PAVURAYALA SUDHEERA	66	75	55	49	198	443	80.55
37	14X51A0466	PARUCHURI SUMANGALI	68	69	72	49	198	456	82.91
38	14X51A0467	YELLAMPALLI SUREKHA	77	70	70	48	193	458	83.27
39	14X51A0471	UMMADI UMAMAHESWARI	76	74	63	47	189	449	81.64
40	14X51A0476	SHAIK WASIM AKRAM	76	70	71	49	197	463	84.18

41	14XS1A0477	YERASI RAJESWARI	67	72	59	48	193	439	79.82
42	114K1A0462	VANKADARI SHIRISHA	75	90	54	48	197	464	84.36
		Total Failed	0	0	0	0	0		
		Highest marks	87	91	79	49	198		
		Average Marks	72	73	64	48	194		

Total no of Students Registered	:	42
Total no of Students Failed	:	100
Total no of Students Passed	:	42
percentage of pass	:	100.00

RESULT SUMMARY,	SEC-A	SEC-B	TOTAL
Students Registered	36	42	78
Total no of Students Failed	10	0	10
Total no of Students Passed	26	42	68
percentage of pass			87.2


 Examination In charge
 Examination Incharge
 Santhiram Engineering College
 Nandyal, Kurnool(Dt), A.P.


 Chief Superintendent
 Chief Superintendent
 (EXAMINATIONS)
 Santhiram Engineering College
 NANDYAL

**SANTHIRAM ENGINEERING COLLEGE**

Approved By A.I.C.T.E, New Delhi, Affiliated to J.N.T.U.A, Anantapuramu

AN ISO 9001:2008 CERTIFIED COLLEGE

2(f) and 12(B) recognition by UGC Act, 1956

NH-18, Nandyal, Kurnool, A.P. -518 502


Dept: CSE


FINAL PASSING EXAMINATIONS

S.No	ROLLNO	NAME OF THE STUDENT	13A05801	13A05804	13A05806	13A05807	13A05808	TOTAL (550 M)	%
			MC	RTS	PYTHON	TECH SEM	PROJECT WORK		
1	14X51A0501	KALLURU AKHIL KUMAR REDDY	58	63	68	49	191	429	78.00
2	14X51A0502	UPPARA AKHILSAI	27	28	39	47	184	325	59.09
3	14X51A0503	KOPPERLA ANIL KUMAR	38	45	40	45	183	351	63.82
4	14X51A0505	VALLAM ARUNA	66	49	76	48	194	433	78.73
5	14X51A0506	DUDEKULA ASIF	65	58	89	49	197	458	83.27
6	14X51A0507	SHAIK AYESHA SIDDIKHA	48	63	60	47	189	407	74.00
7	14X51A0508	SURATKALSETHU BALA KRISHNA	43	45	54	49	193	384	69.82
8	14X51A0510	DODDA BHANU PRIYANKA REDDY	60	50	77	48	193	428	77.82
9	14X51A0511	PANDIKUNTA BOYA SAINATH	54	39	59	47	190	389	70.73
10	14X51A0512	VUSIRIKAYALA CHANDRAREKHA	58	52	68	46	188	412	74.91
11	14X51A0513	M CHARANI	63	50	73	48	191	425	77.27
12	14X51A0514	M. DEVI VENKATA MOUNIKA	64	50	68	48	192	422	76.73
13	14X51A0515	THOTA ESWAR	47	42	64	49	195	397	72.18
14	14X51A0516	YERRAMREDDY ESWARAMMA	63	56	86	48	195	448	81.45
15	14X51A0517	GANGULA GANESH KUMAR REDDY	60	52	84	49	197	442	80.36
16	14X51A0518	PANYAM GANGADHAR REDDY	65	55	72	49	197	438	79.64
17	14X51A0519	G P GAYATHRI	59	60	78	49	197	443	80.55
18	14X51A0520	KUNTUMALLA GUNA SAI	58	48	49	47	185	387	70.36
19	14X51A0521	GUTURU SUSHMA	64	50	55	48	190	407	74.00
20	14X51A0522	HARIKA KALVA	65	59	67	49	195	435	79.09
21	14X51A0523	KAMBOJI HARSHITHA	68	53	63	49	194	427	77.64
22	14X51A0524	KATHA HARSHITHA	68	56	74	48	197	443	80.55
23	14X51A0525	HAJI IMRAN	38	31	39	48	190	346	62.91
24	14X51A0526	JAKKULA JANARDHAN YADAV	65	52	53	46	192	408	74.18
25	14X51A0528	CHAGALAMARRI KARISHMA	81	73	69	49	197	469	85.27
26	14X51A0529	KEERTHANA S	71	60	60	48	194	433	78.73
27	14X51A0530	SINGAREDDY LAKSHMI PRASANNA	68	53	55	48	189	413	75.09
28	14X51A0531	RAJULA LALITHA	58	42	66	47	189	402	73.09
29	14X51A0532	NAYAKULA MADHAVI	69	52	61	47	192	421	76.55
30	14X51A0535	BUGGA MANIKANTA REDDY	67	63	82	49	196	457	83.09
31	14X51A0536	MANISHA BHANDARI	68	54	73	48	195	438	79.64
32	14X51A0537	ATLA MEGHANA REDDY	69	62	71	48	190	440	80.00
33	14X51A0538	KANDIBEDALA MOUNIKA	47	59	76	47	197	426	77.45
34	14X51A0539	VALLOMKONDA NAGA ASHRITA	30	48	57	47	188	370	67.27
35	14X51A0540	BEKKAM NIRANJAN REDDY	51	45	57	45	190	388	70.55
36	14X51A0541	SHAIK PAPA SAHEB SAJID	43	23	28	48	188	330	60.00
37	14X51A0543	BOGGARAPU VENKATA PHANINDRA	47	26	34	45	188	340	61.82
38	14X51A0544	SEGIREDDI PRANITHA	68	58	64	47	190	427	77.64
39	14X51A0545	KOLLI PRASHANTHI	58	49	52	47	189	395	71.82
40	14X51A0546	MUDUMALA PRAVEEN KUMAR RED	55	53	60	48	196	412	74.91
41	14X51A0547	ADIKESAVULU PREETHI	67	56	65	47	193	428	77.82
42	14X51A0548	THOTA PRIYANKA	55	48	32	47	187	369	67.09
43	14X51A0549	MUSALAPPAGARI PURNANANDHA S	42	24	33	46	190	335	60.91
44	14X51A0551	SIRIMELA RACHANA	55	55	39	47	187	383	69.64
45	14X51A0552	KONDA SAHITI PRIYA	55	57	63	48	196	419	76.18

Dept: CSE			FINAL PASSING EXAMINATIONS					TOTAL (550 M)	%
S.No	ROLLNO	NAME OF THE STUDENT	13A05801 MC	13A05804 RTS	13A05806 PYTHON	13A05807 TECH SEM	13A05808 PROJECT WORK		
46	14X51A0553	GADAMSETTY SAIBADRISH	48	34	38	49	193	362	65.82
47	14X51A0555	ALUVALA SAI MANASA	52	60	53	48	188	401	72.91
48	14X51A0556	DEVIREDDY SAI MANEESHA	54	66	75	48	191	434	78.91
49	14X51A0557	BOJJIREDDYGARI SANGEETHA	60	66	58	49	198	431	78.36
50	14X51A0558	DHANEKULA SASI SRAVANI	55	65	57	47	190	414	75.27
51	14X51A0559	SHAIK SAYEEDA MEHJABEEN	34	61	54	49	196	394	71.64
52	14X51A0560	POOJARI SINDHU	69	69	66	49	197	450	81.82
53	14X51A0561	SHAKAMURI SNEHA	67	70	72	49	194	452	82.18
54	14X51A0562	JUKURU SOUJANYA	56	65	52	48	193	414	75.27
55	14X51A0563	LINGAM VENKATA SRAVANTHI	60	65	63	49	198	435	79.09
56	14X51A0564	METLA SREEVANI	50	47	49	47	188	381	69.27
57	14X51A0566	K. SRI VENKATA NAGA LAVANYA	55	60	54	48	194	411	74.73
58	14X51A0567	VANNAM SUJATHA	67	73	62	49	192	443	80.55
59	14X51A0568	B. VENKATA SUMANTH KUMAR	33	47	53	47	192	372	67.64
60	14X51A0569	POSHAM SUPRAJA	67	69	65	48	196	445	80.91
61	14X51A0570	SADHU SURYA VAMSI	29	41	28	47	189	334	60.73
62	14X51A0572	PASAM TAGORE	59	58	64	47	195	423	76.91
63	14X51A0573	YELAMA TARUNI	49	48	53	45	185	380	69.09
64	14X51A0574	GURRAM VENKATA CHAITANYA	27	47	35	49	193	351	63.82
65	14X51A0575	NERELLA VENKATESWARLU	44	52	40	47	192	375	68.18
66	14X51A0578	PARUCHURU YESWANTH SAI	54	57	55	49	197	412	74.91
67	14X51A0579	PALLAPATI VENKATA YOGANAND	40	44	28	47	188	347	63.09
68	15X55A0501	PATTAN IRFAN KHAN	30	15	18	46	187	296	53.82
69	13X51A0502	VASWANADHAM ADI SESHU	43	47	41	47	187	365	66.36
Total Failed			9	8	14	0	0		
Highest marks			81	73	89	49	198		
Average Marks			54.93	52.06	57.75	47.70	191.93		

Total no of Students Registered	:	69
Total no of Students Failed	:	20
Total no of Students Passed	:	49
percentage of pass	:	71.01


Examination Incharge
 Examination Incharge
 Santhiram Engineering College
 Nandyal, Kurnool(Dt), A.P.


Chief Superintendent
 Chief Superintendent
 (EXAMINATIONS)
 Santhiram Engineering College
 NANDYAL



SANTHIRAM ENGINEERING COLLEGE
Approved By A.I.C.T.E, New Delhi, Affiliated to J.N.T.U.A, Anantapuramu
AN ISO 9001:2008 CERTIFIED COLLEGE
2(f) and 12(B) recognition by UGC Act, 1956
NH-18, Nandyal, Kurnool, A.P - 518 502

Dept: EEE

FINAL PASSING EXAMINATION

S.No	Regd.No.	NAME OF THE STUDENT	INSTRUMENTATION (13A02801)	HVDC TRANSMISSION (13A02803)	EMBEDDED SYSTEMS (13A04703)	TECHNICAL SEMINAR (13A02807)	PROJECT WORK (13A02808)	TOTAL	%
1	14X51A0202	Gattamaneni Anila	65	83	66	49	191	454	82.55
2	14X51A0203	B Bindu Madhavi	59	66	57	48	183	413	75.09
3	14X51A0204	Agolu Gopal Yadav	41	43	29	40	164	317	57.64
4	14X51A0206	Kamanuri Mohan	48	46	45	40	174	353	64.18
5	14X51A0207	Byreddy Naga Raja Reddy	60	68	53	50	197	428	77.82
6	14X51A0208	Chinthaginjala Obulesh	49	65	54	50	194	412	74.91
7	14X51A0209	Kappula Madhura Pavan	40	43	24	40	168	315	57.27
8	14X51A0210	Edula Rajesh	42	46	24	40	163	315	57.27
9	14X51A0211	Lanjabanda Raju	44	54	33	40	180	351	63.82
10	14X51A0212	Panyam Ramachowdaiah	47	52	30	50	192	371	67.45
11	14X51A0213	Jampala Rudraiah	44	59	35	40	186	364	66.18
12	14X51A0214	Aala Sankar	20	20	16	25	159	240	43.64
13	14X51A0215	Meda Shanmukha Setty	44	48	26	45	183	346	62.91
14	14X51A0216	Gangula Sowmya	72	91	66	50	197	476	86.55
15	14X51A0217	Kachireddy Sravani	58	79	56	50	192	435	79.09
16	14X51A0218	Panyam Subramanyam	67	73	50	50	197	437	79.45
17	14X51A0221	Palukuru Surendra	52	62	33	50	194	391	71.09
18	14X51A0222	Bandi Sushmitha	69	90	72	50	197	478	86.91
19	14X51A0223	Boyini Usha Rani	61	79	52	48	186	426	77.45
20	14X51A0224	Sankala Vinod Kumar	43	46	36	40	184	349	63.45
21	14X51A0225	Mabbu Vamsi Vardhan	42	30	31	25	159	287	52.18
22	14X51A0226	Yellampalli Yashoda	77	82	57	48	185	449	81.64
23	15X55A0201	Poojari Chowdaiah	49	57	30	48	172	356	64.73
24	15X55A0203	Pikkili Kumar	50	50	44	40	174	358	65.09
25	15X55A0204	Pasupuleti Lakshmi	54	59	37	45	182	377	68.55
26	15X55A0206	Syed Mansoor Ahammad	58	55	31	50	187	381	69.27
27	15X55A0207	Pinjari Mohammad Shafi	66	54	36	45	178	379	68.91
28	15X55A0208	Ampala Ramudu	52	46	46	40	175	359	65.27
29	15X55A0209	Graddala Vijay	41	43	28	35	174	321	58.36
30	13X51A0246	Avulasetty Vijay Kumar	0	0	5	30	145	180	32.73
Total Failed			1	2	16	0	0		
Highest marks			77	91	72	50	197		
Average Marks			52.21	58.24	41.28	43.37	180.40		

Total no of Students Registered	30
Total no of Students Failed	17
Total no of Students Passed	13
Percentage of pass	43.33

K. Venkatesh
Examination in Charge
Santhiram Engineering College
Nandyal, Kurnool(Dt), A.P.

K. Venkatesh
Chief Superintendent
Santhiram Engineering College
(EXAMINATIONS)
NANDYAL



SANTHIRAM ENGINEERING COLLEGE
 Approved By A.I.C.T.E, New Delhi, Affiliated to J.N.T.U.A, Anantapuramu
 AN ISO 9001:2015 CERTIFIED COLLEGE
 2(f) and 12(B) recognition by UGC Act,1956
 NH-40,Nandyal, Kurnool , A.P.-518 502

Dept:ME

FINAL PASSING EXAMINATION

S.No	ROLLNO	NAME OF THE STUDENT	13A03801	13A03805	13A03807	13A03810	13A03811	TOTAL (550 M)	%
			IE	GT&JP	MMM	Tech Sem	Project		
			100M	100M	100M	50M	200 M		
1	14X51A0301	PANYAM ARAVIND	55	76	61	45	189	426	77.45
2	14X51A0305	BM BANU PRAKASH REDDY		30	37	45	187	331	60.18
3	14X51A0308	TADI BHASKAR REDDY	42	58	52	43	186	381	69.27
4	14X51A0310	T DASTAGIRI REDDY	52	76	59	44	190	421	76.55
5	14X51A0312	VALLEPU DILEEP KUMAR	41	49	51	25	175	341	62.00
6	14X51A0318	T.GOPAL REDDY	67	63	52	45	187	414	75.27
7	14X51A0319	V.GURU PRASAD REDDY	64	78	56	47	191	436	79.27
8	14X51A0320	M.HARI PRASAD	57	77	60	45	189	428	77.82
9	14X51A0322	P.HEMANTH KUMAR	47	39	44	44	187	361	65.64
10	14X51A0324	K.JAGADEESH	58	64	57	44	189	412	74.91
11	14X51A0325	T.JAGADESH	64	72	49	43	187	415	75.45
12	14X51A0326	K.JAKIR HUSSAIBN	72	73	58	47	191	441	80.18
13	14X51A0329	M.V KALYAN KUMAR	69	80	56	48	192	445	80.91
14	14X51A0330	G.KIRAN	47	60	50	35	175	367	66.73
15	14X51A0331	T.KIRAN	68	86	56	45	187	442	80.36
16	14X51A0333	S.MABHU HUSSAIN	54	73	48	43	184	402	73.09
17	14X51A0334	K.MADHU KRISHNA	61	57	50	42	185	395	71.82
18	14X51A0335	V.M SURESH BABHU	57	73	77	45	186	438	79.64
19	14X51A0339	S.MAHABOOB BASHA	70	91	78	48	193	480	87.27
20	14X51A0340	A MAHAMOOD FAROOQ	69	78	75	48	192	462	84.00
21	14X51A0343	K.MURALI KRISHNA	62	72	69	46	190	439	79.82
22	14X51A0345	S.NASIR AHAMMAD	62	72	69	46	190	439	79.82
23	14X51A0346	N.ARAVIND	72	78	69	45	185	449	81.64
24	14X51A0350	S. PRAVEENKUMAR REDDY	62	74	67	45	185	433	78.73
25	14X51A0353	RACHAPOGULA RAJESH	51	69	58	43	181	402	73.09
26	14X51A0354	M RAMANJANEYA REDDY	43	24	31	43	183	324	58.91
27	14X51A0355	GADDALE SAI CHARAN RAO	59	82	61	48	192	442	80.36
28	14X51A0357	SOMISETTY SAI KUMAR	56	80	76	46	189	447	81.27
29	14X51A0361	M. SHYANTH SUBHAKAR	59	83	51	46	188	427	77.64
30	14X51A0367	GUMMA SRIKANTH	51	52	48	43	181	375	68.18
31	14X51A0368	MANGALI SREEKANTH	65	81	59	45	188	438	79.64
32	14X51A0372	K UDAY SANKAR	63	86	63	45	189	446	81.09
33	14X51A0373	BURUGULA UMA SHANKAR	66	74	55	46	190	431	78.36
34	14X51A0374	BANDIKARI UMAKANTH	56	71	37	45	187	396	72.00
35	14X51A0377	EEDIGA VENKATESH GOUD	65	77	60	46	188	436	79.27
36	14X51A0378	V VIJAYKANTH	70	87	70	48	191	466	84.73
37	14X51A0379	KATAPALLE VINAY KUMAR	64	70	63	47	190	434	78.91
38	15X55A0301	Y. VENKATA KRISHANAIAH	67	77	71	48	191	454	82.55
39	15X55A0302	MALA MADDULETY	57	77	57	42	181	414	75.27
40	15X55A0304	SHAIK MUNEER	53	69	69	47	191	429	78.00
41	13X51A0304	SHAIK APSAR HUSSAIN	35	36	39	44	182	336	61.09
		Total Failed	5	4	4	0.00	0.00		
		Highest marks	72	91	78	48	193		
		Average Marks	57.90	69.10	57.37	43.49	182.71		



SANTHIRAM ENGINEERING COLLEGE

Approved By A.I.C.T.E, New Delhi, Affiliated to J.N.T.U.A, Anantapuramu

AN ISO 9001:2015 CERTIFIED COLLEGE

2(f) and 12(B) recognition by UGC Act,1956


NH-40,Nandyal, Kurnool , A.P.-518 502


Dept:ME

FINAL PASSING EXAMINATION

S.No	ROLLNO	NAME OF THE STUDENT	13A03801	13A03805	13A03807	13A03810	13A03811	TOTAL (550 M)	%
			IE	GT&JP	MMM	Tech Sem	Project		
			100M	100M	100M	50M	200 M		
1	14X51A0302	SHIK MAHAMMAD ARSAD AYUB	55	81	63	47	192	438	79.64
2	14X51A0303	EDDULA ARUN KUMAR	58	66	60	46	190	420	76.36
3	14X51A0306	YM BHARATH KUMAR REDY	60	83	71	47	191	452	82.18
4	14X51A0307	KAMMARA BHARGHAVA	54	60	66	48	193	421	76.55
5	14X51A0309	G CHANIKYA REDDY	53	77	71	48	193	442	80.36
6	14X51A0311	R P DHARMA TEJA	54	84	68	49	194	449	81.64
7	14X51A0313	S.DINESH KUMAR	55	74	60	49	194	432	78.55
8	14X51A0314	T. DINESH KUMAR	55	72	62	46	189	424	77.09
9	14X51A0315	A .DIWAKAR REDDY	56	82	52	48	192	430	78.18
10	14X51A0316	E.DIWAKAR REDDY	83	87	71	49	193	483	87.82
11	14X51A0317	D. FAKURUDDIN	72	85	64	48	192	461	83.82
12	14X51A0327	T.JANARDHAJ REDDY	74	82	66	49	193	464	84.36
13	14X51A0328	N.J .VISWANATH REDDY	75	84	64	47	191	461	83.82
14	14X51A0332	K.LAKSHMI REDDY	70	92	72	48	194	476	86.55
15	14X51A0336	K MADHU SUDAN REDDY	70	72	75	46	190	453	82.36
16	14X51A0338	G.MAHABOOB BHASHA	65	85	75	48	192	465	84.55
17	14X51A0341	P .MOHAN BABU	62	80	70	46	190	448	81.45
18	14X51A0342	S.MOURYA VAMSI	60	72	74	47	190	443	80.55
19	14X51A0344	PANDLA NAGA SUNKANNA	64	80	88	49	193	474	86.18
20	14X51A0349	BALE PRANAY KUMAR	78	93	94	49	194	508	92.36
21	14X51A0351	RANGA. V.PUNEETH KUMAR	70	85	82	49	194	480	87.27
22	14X51A0352	REDDEM RAJASEKHAR REDDY	76	85	77	48	192	478	86.91
23	14X51A0356	CHOPURALA SAI GOPINATH	58	74	70	49	194	445	80.91
24	14X51A0358	SYED SAIFUR RAHAMAN	65	87	71	49	193	465	84.55
25	14X51A0359	Y SAMARA SIMHA REDDY	69	95	67	49	193	473	86.00
26	14X51A0360	SYED JILANI BASHA	68	88	71	48	192	467	84.91
27	14X51A0364	RAMISETTY SIVAKUMAR	63	84	61	47	191	446	81.09
28	14X51A0370	VENNAPOOSA SUBHASH REDDY	75	90	72	49	194	480	87.27
29	14X51A0371	NANDAVARAM SUNIL	61	89	65	47	190	452	82.18
30	14X51A0375	K VEERARANGESWARA RAO	70	83	53	46	190	442	80.36
31	14X51A0381	SHAIK ZAKEER HUSSAIN	79	92	77	49	194	491	89.27
32	15X55A0303	BOMMALA MADHU MAHESH	75	91	85	49	194	494	89.82
33	15X55A0305	THARIGOPULA NAGARJUNA	75	89	93	48	192	497	90.36
34	15X55A0306	N VENKATA NAGENDRA BABU	68	77	87	49	193	474	86.18
35	15X55A0307	SHAIK PHAYAZ	64	81	87	48	193	473	86.00
36	15X55A0308	DUDEKULA SADDAM HUSSAIN	65	78	76	48	191	458	83.27
37	15X55A0310	NANDIGAM SUDHEERKUMAR	61	80	83	47	190	461	83.82
38	15X55A0311	POLEPALLE VAMSI KRISHNA	67	84	85	48	191	475	86.36
		Total Failed	0	0	0	0	0		
		Highest marks	83	95	94	49	194		
		Average Marks	65.84	82.18	72.32	47.92	192.13		

SUMMARY		
Total no of Students Registered	:	79
Total no of Students Failed	:	7
Total no of Students Passed	:	72
percentage of pass	:	91.13


Examination Incharge
Examination Incharge
Santhiram Engineering College
Nandyal, Kurnool(Dt), A.P.


Chief Superintendent
Chief Superintendent
(EXAMINATIONS)
Santhiram Engineering College
NANDYAL



SANTHIRAM ENGINEERING COLLEGE

Approved By A.I.C.T.E, New Delhi, Affiliated to J.N.T.U.A, Anantapuramu

AN ISO 9001:2015 CERTIFIED COLLEGE

2(f) and 12(B) recognition by UGC Act, 1956

NH-40, Nandyal, Kurnool, A.P.-518 502

Dept: MBA


2016 Batch


FINAL PASS EXAMINATIONS

S.No	ROLLNO	NAME OF THE STUDENT							TOTAL (650 M)	%
			StM	GBM	E-V	E-VI	Sem	Project		
1	16X51E0001	SHAIK ABDUL GAFOOR	70	69	63	58	42	182	484	74.46
2	16X51E0002	NUKALA AMARANATHA REDDY	71	65	78	71	42	181	508	78.15
3	16X51E0003	SABBULA AMARESWAR REDDY	74	82	69	70	48	193	536	82.46
4	16X51E0004	CHIDELLA ANURADHA	73	70	74	63	47	192	519	79.85
5	16X51E0005	KURUVA ASHOKKUMAR	72	70	65	70	45	186	508	78.15
6	16X51E0006	KADAPATINTI BALA RAJU	67	61	62	51	47	180	468	72.00
7	16X51E0007	BONALA BHAGYA LAKSHMI	69	64	62	62	46	181	484	74.46
8	16X51E0008	BUDAMKAYALA BHAVANA	73	73	88	59	43	180	516	79.38
9	16X51E0009	K CHAKRAPANI REDDY	75	73	73	59	44	181	505	77.69
10	16X51E0010	ALA CHANDRA MOHAN	67	65	63	59	43	180	477	73.38
11	16X51E0011	BOYA DIVAKAR	64	63	69	60	42	178	476	73.23
12	16X51E0012	MANDULA HUSSAIN VALI	67	65	56	65	49	188	490	75.38
13	16X51E0013	SHAIK IMRAN BASHA	62	60	58	63	43	179	465	71.54
14	16X51E0014	K INDRAJA	78	78	72	80	49	197	554	85.23
15	16X51E0015	KATHOJU JAHAVALI	72	71	62	65	49	195	514	79.08
16	16X51E0016	TOKA JAYA PRAKASH	64	64	62	62	47	180	479	73.69
17	16X51E0017	R. LAKSHMI SRINATH REDDY	55	54	67	61	43	185	465	71.54
18	16X51E0018	POLE MAHESWARAREDDY	55	57	56	39	42	178	427	65.69
19	16X51E0019	KUNDURU MANASA	78	82	85	76	47	188	556	85.54
20	16X51E0020	KANKARA MOUNIKA	71	77	76	80	47	192	543	83.54
21	16X51E0021	SYED NAFEES	80	84	84	79	49	198	574	88.31
22	16X51E0022	D. PARAMESWARA REDDY	64	62	52	56	44	181	459	70.62
23	16X51E0023	THANIKANTI PARASURAMUDU	67	62	72	66	42	183	492	75.69
24	16X51E0024	VADLA PRAVEEN KUMAR	58	58	58	63	44	176	457	70.31
25	16X51E0025	DUDYALA RAIZE AHAMMED	66	63	69	66	43	187	494	76.00
26	16X51E0026	YEDDULA RAJESWARI	57	60	80	65	48	193	503	77.38
27	16X51E0027	PIKKILIR RAMANJULA NAIDU	65	56	62	58	42	182	465	71.54
28	16X51E0028	BHAVANASI SAI JOSTHNA	76	66	84	78	49	198	551	84.77
29	16X51E0029	BATTULA SANDEEP REDDY	77	64	63	68	46	183	501	77.08
30	16X51E0030	MANGALI SATEESH KUMAR	70	60	69	68	45	178	490	75.38
31	16X51E0032	SHAIK SHAHIN	77	76	72	74	49	196	544	83.69
32	16X51E0033	SHAIK SHAIKSHAVALI	68	68	77	63	46	186	508	78.15
33	16X51E0034	SHAIK SHAIK SHAVALI	70	60	66	60	42	186	484	74.46
34	16X51E0036	MEDA SREEDHA GUPTA	70	66	77	50	47	189	499	76.77
35	16X51E0037	BANDARU SRIRAM VENKATESH	63	60	59	62	40	182	466	71.69
36	16X51E0038	K. SUDHARSHAN REDDY	64	76	67	66	44	187	504	77.54
37	16X51E0039	RUPANAGUDI SUMALATHA	59	65	66	63	40	178	471	72.46
38	16X51E0040	BOYANA SURENDRA	67	60	66	62	42	181	478	73.54
39	16X51E0041	CHEEMALA VENKATESH	66	67	77	50	47	189	496	76.31
40	16X51E0042	BHUMA SANDEEPUPTA	67	64	72	71	47	189	510	78.46

41	16X51E0043	BHUMA SUDARSHAN REDDY	63	69	57	64	46	188	487	74.92
		Total failed	0	0	0	0	0	0		
		Highest marks	80	84	88	70	49	198		
		Average marks	68.1	66.6	68.5	59.2	45	185.5		

Total No.of students registered	41
Total No.of students failed	3
Total No. of studetns Passed	38
Percentage of Pass	92.7


 Examination Incharge
 Examination Incharge
 Santhiram Engineering College
 Nandyal, Kurnool(Dt), A.P.



 Chief Superintendent
 Chief Superintendent
 (EXAMINATIONS)
 Santhiram Engineering College
 NANDYAL



SANTHIRAM ENGINEERING COLLEGE: NANDYAL

Pass Percentage for an Academic Year 2016-2017

S.No	Program Code	Program Name	No of Students Registered	No of Students Passed	Pass Percentage
1	04	B.Tech(ECE)	122	86	70.49
2	05	B.Tech(CSE)	44	40	90.90
3	02	B.Tech(EEE)	54	45	83.33
4	03	B.Tech(ME)	66	58	87.87
5	1E	MBA	68	60	88.23
6	57	M.Tech-VLSISD	5	5	100


Examination Incharge
Examination Incharge
Santhiram Engineering College
Nandyal, Kurnool(Dt), A.P.


Chief Superintendent
Chief Superintendent
Santhiram Engineering College
NANDYAL



SANTHIRAM ENGINEERING COLLEGE
Approved By A.I.C.T.E, New Delhi, Affiliated to J.N.T.U.A, Anantapuramu
AN ISO 9001:2008 CERTIFIED COLLEGE
2(f) and 12(B) recognition by UGC Act, 1956

Dept: ECE FINAL PASSING EXAMINATION

S.No	ROLLNO	NAME OF THE STUDENT	13A0	13A0	13A0	13A0	13A0	TOTAL (550 M)	%
			4802	4803	4805	4807	4808		
			AWC	ADSP	PRA	TS	PW		
1	13X51A0401	MUPPURI VENKATA AKHILESWAR	69	63	84	49	197	462	84
2	13X51A0402	MIRIYALA AMANI	55	58	73	47	192	425	77.272727
3	13X51A0404	PAPI REDDY ANUSHA	55	63	81	48	195	442	80.363636
4	13X51A0405	PESALA ANUSHA	50	53	71	49	195	418	76
5	13X51A0406	BELLAM BHARGAV KUMAR REDDY	55	54	66	48	190	413	75.090909
6	13X51A0407	THEEGURU BHAVANA	72	65	84	49	196	466	84.727273
7	13X51A0409	POLA CHANDRA HARIKA	55	54	51	48	193	401	72.909091
8	13X51A0410	UMMADI DAMAYANTHI	62	56	55	48	192	413	75.090909
9	13X51A0411	TURPUNATI DEEPIKA	57	56	58	49	195	415	75.454545
10	13X51A0412	TARIGOPULA DHANENDRA CHOWDARY	30	34	43	48	191	346	62.909091
11	13X51A0413	MEDAM DINESH REDDY	37	54	42	49	194	376	68.363636
12	13X51A0414	GAJULAPALLI SUPRIYA	51	59	58	48	192	408	74.181818
13	13X51A0415	AMBATI GEETHA LAKSHMI	42	74	58	49	194	417	75.818182
14	13X51A0416	GARIKE GOPINATH	35	65	33	46	190	369	67.090909
15	13X51A0417	BIJJAM HARIKA	49	76	54	49	196	424	77.090909
16	13X51A0418	KOTHAPU HARIKA	56	88	72	49	197	462	84
17	13X51A0419	KUNDURU HARINATH REDDY	35	69	34	48	192	378	68.727273
18	13X51A0420	GUJARATHI HARISH	33	81	39	48	190	391	71.090909
19	13X51A0421	NIMMAKAYALA HARSHAVARDHAN REDDY	48	80	33	48	186	395	71.818182
20	13X51A0422	GOSA MRUDULA JASLEEN JERUSHA	53	79	44	40	189	405	73.636364
21	13X51A0424	NANDIKUNTLA KALYANI	40	85	53	48	194	420	76.363636
22	13X51A0425	RAJUGARI KANAKAVARDHAN REDDY	54	81	59	49	195	438	79.636364
23	13X51A0426	SHAIK KARIMULLA	41	93	54	48	192	428	77.818182
24	13X51A0427	GUMMAGATTA KARTHIK	57	85	54	48	195	439	79.818182
25	13X51A0430	CHILAKALA LOHITHA	42	91	60	49	194	436	79.272727
26	13X51A0432	NAGIREDDY MAHA LAKSHMI	53	87	53	49	198	440	80
27	13X51A0433	MADDIKERI MAHESH LAL	38	75	50	47	188	398	72.363636
28	13X51A0434	MINIGA MANOJKUMAR REDDY	42	88	58	48	192	428	77.818182
29	13X51A0436	SHAIK MEHAFAZ HUSSAIN	52	91	62	49	196	450	81.818182
30	13X51A0437	JAKKA MOUNIKA	64	89	58	49	197	457	83.090909
31	13X51A0438	LAGISETTY NAGA SOWJANYA	57	80	57	48	192	434	78.909091
32	13X51A0439	BYGGARI NARAYANA SWAMY	54	76	54	48	193	425	77.272727
33	13X51A0440	SWARNA VENKATA NARESH	47	70	40	46	186	389	70.727273
34	13X51A0441	C NAVEEN KUMAR	31	39	35	48	187	340	61.818182
35	13X51A0442	PADAMATA NAVEENA	64	57	67	49	194	431	78.363636
36	13X51A0443	MUDDAM NIKHILA DEVI	63	59	72	48	195	437	79.454545



SANTHIRAM ENGINEERING COLLEGE

Approved By A.I.C.T.E, New Delhi, Affiliated to J.N.T.U.A, Anantapuramu

AN ISO 9001:2008 CERTIFIED COLLEGE

2(f) and 12(B) recognition by UGC Act,1956

NH-18,Nandyal, Kurnool , A.P.-518 502

Dept:ECE-B


FINAL PASSING EXAMINATION


S.No	ROLLNO	NAME OF THE STUDENT	13A	13A	13A	13A	13A	TOTAL (550 M)	%
			048	048	048	048	048		
			02	03	05	07	08		
			AWC	ADSP	PRA	TS	PW		
1	13X51A0451	SAKAMURI PRAGNA	58	62	62	50	197	429	78.00
2	13X51A0452	THUPAKULA PRASAD	50	41	57	47	185	380	69.09
3	13X51A0454	PASUPULA RAJANEESH	55	70	72	49	195	441	80.18
4	13X51A0455	SINGA REDDY RAMADEVI	67	82	80	49	195	473	86.00
5	13X51A0457	BOLLAVARAPU RAVI KISHORE	57	79	70	45	184	435	79.09
6	13X51A0458	REGATI MADHAVI	66	84	72	48	196	466	84.73
7	13X51A0459	ONTEDDU RENUKA DEVI	57	76	69	49	193	444	80.73
8	13X51A0461	ADDAGALLA SAI CHAITANYA	63	75	78	50	198	464	84.36
9	13X51A0462	MEDA SAI PRAVEENA	62	89	79	50	197	477	86.73
10	13X51A0463	GAJULA SAI PRIYANKA	64	74	66	48	194	446	81.09
11	13X51A0464	GUDDETI SAICHARAN	41	56	46	46	186	375	68.18
12	13X51A0465	REDDEM SAI VANDANA	64	81	67	48	195	455	82.73
13	13X51A0466	MANCHALA SARIKA	80	88	83	49	197	497	90.36
14	13X51A0467	CHAKALI SATISH KUMAR	59	84	52	47	189	431	78.36
15	13X51A0468	KONDAVALLI SHANT-HI	70	89	57	50	198	464	84.36
16	13X51A0469	RAGURU SHARMILA	61	79	58	49	196	443	80.55
17	13X51A0470	CHITTI REDDY SIVA KUMAR REDDY	51	75	39	49	193	407	74.00
18	13X51A0471	ANNAGOUNI SIVA PRASAD	32	81	33	45	186	377	68.55
19	13X51A0472	JUPALLE SNEHA REDDY	69	80	54	48	193	444	80.73
20	13X51A0473	MUGI SRAVANI	72	91	55	49	196	463	84.18
21	13X51A0475	PEDDAPANNAGARI SREEHARI	54	70	53	48	190	415	75.45
22	13X51A0477	GANTA SREENIVASA REDDY	58	71	51	50	193	423	76.91
23	13X51A0478	BHOGYAM SUMAN	54	73	39	44	183	393	71.45
24	13X51A0479	TALARI SUNDIR KUMAR	42	40	51	50	196	379	68.91
25	13X51A0481	VANKADARA SURYA TEJA	56	80	61	49	197	443	80.55
26	13X51A0482	AVISINENI SUSMITHA	61	89	64	48	188	450	81.82
27	13X51A0483	VADLA SUVARNA	68	69	63	49	197	446	81.09
28	13X51A0484	GOPIREDDY SWETHA	52	54	46	48	194	394	71.64
29	13X51A0485	BOLLAVARAM TEJASWINI	62	56	60	48	194	420	76.36
30	13X51A0486	VANKADHARA NAGA BHANU	60	66	72	50	197	445	80.91
31	13X51A0487	POSAM VENKATA VARA PRASAD REDDY	57	59	69	49	195	429	78.00
32	13X51A0488	GANAPAM VASANTHI	42	44	74	48	188	396	72.00
33	13X51A0490	SEETHAKA VEERA BHADRARIAH	52	42	66	49	195	404	73.45
34	13X51A0491	MANDALA VIDYA RANI	67	69	79	50	196	461	83.82
35	13X51A0492	MARAMREDDY VIDYAVATHI	66	66	72	50	196	450	81.82
36	13X51A0494	SHAIK ZAKIR HUSSIAN	58	51	73	49	195	426	77.45
37	13X51A0495	SHAIK ZEESHAN	65	56	61	49	197	428	77.82
38	14X55A0401	YERASU VENKATA NAGA GOVARDHAN	69	50	55	48	191	413	75.09
39	14X55A0402	VADLA HARINATH ACHARI	65	82	74	46	189	456	82.91
40	14X55A0403	MADALA JAGADEESH YADAV	65	80	69	49	192	455	82.73
41	14X55A0405	VAGICHERLA LAVANYA	73	92	64	49	194	472	85.82
42	14X55A0407	CHAKALI MADAN MOHAN	72	83	70	47	193	465	84.55
43	14X55A0408	PAGADALA MADHU KIRAN	58	68	56	48	192	422	76.73
44	14X55A0409	PINJARI MASTAN	52	71	55	48	192	418	76.00
45	14X55A0410	SOMAGOUNI NARENDRA KUMAR	76	91	76	48	193	484	88.00
46	14X55A0413	CHATAKONDU SIVAKANTH	38	64	44	42	177	365	66.36
47	14X55A0415	CHINTHAKUNTA SREEKANTH	60	83	69	48	193	453	82.36

48	14X55A0416	KATASANI VIJAYA LAKSHMI	67	77	67	48	193	452	82.18
49	12X51A0461	ANDHE PRASHANTH KUMAR	47	69	38	46	187	387	70.36
50	12X51A0463	MABBU PRUDVINANDAN KUMAR	39	68	55	46	188	396	72.00
51	12X51A0470	BALAJIAGARI RAVI THEJA RAO	39	76	62	46	190	413	75.09
52	12X51A0480	DUDEKULA SAIBABA	37	71	59	46	194	407	74.00
53	12X51A04B1	NANDULA MATAM VISWESWARA SARM	41	66	49	45	189	390	70.91
		Total Failed	9	4	5	0	0		
		Highest marks	80	92	83	50	198		
		Average Marks	57.9245	71.3585	61.6038	47.9811	192.472		

Total no of Students Registered	:	53
Total no of Students Failed	:	15
Total no of Students Passed	:	38
percentage of pass	:	71.70

RESULT SUMMARY,		SEC-A	SEC-B	TOTAL
Total no of Students Registered	:	69	53	122
Total no of Students Failed	:	21	15	36
Total no of Students Passed	:	48	38	86
percentage of pass	:			70.5


 Examination In charge
 Examination Incharge
 Santhiram Engineering College
 Nandyal, Kurnool(Dt), A.P.

Chief Superintendent

 Chief Superintendent
 (EXAMINATIONS)
 Santhiram Engineering College
 NANDYAL

**SANTHIRAM ENGINEERING COLLEGE**

Approved By A.I.C.T.E, New Delhi, Affiliated to J.N.T.U.A, Anantapuramu
 AN ISO 9001:2008 CERTIFIED COLLEGE,
 2(D and 12(B) recognition by UGC Act,1956
 NH-18,Nandyal, Kurnool, A.P.-518 502

Dept: CSE.

FINAL PASSING EXAMINATIONS

S.No	ROLLNO	NAME OF THE STUDENT	13A05801	13A05804	13A05806	13A05807	13A05808	TOTAL (550 M)	%
			MC	RTS	PP	Tech Sem	Proj		
1	13X51A0501	ADIKE ACHYUTHA REDDY	66	69	60	46	186	427	77.64
2	13X51A0503	MUNTIMADUGU AKBAR	64	63	58	49	192	426	77.45
3	13X51A0504	MADDELA APUROOPA	56	65	56	45	184	406	73.82
4	13X51A0505	RAJA ASHA	56	57	57	46	187	403	73.27
5	13X51A0506	BOGGARAPU NAGA PADMAJA	62	65	54	49	196	426	77.45
6	13X51A0507	MIRIYALA CHANDRIKA	61	66	54	47	193	421	76.55
7	13X51A0508	DIGUVAPATI SUBBA REDDY	54	48	51	45	176	374	68.00
8	13X51A0509	N GOUTHAMI	56	51	54	49	197	407	74.00
9	13X51A0510	MALE GNANA SWAROOPA RANI	52	58	60	47	196	413	75.09
10	13X51A0511	SANEKOMMU HARIKA	59	49	54	45	185	392	71.27
11	13X51A0512	KANDE VENKATA HARSHINI	70	51	52	46	186	405	73.64
12	13X51A0513	SINDAVALAM HINDUJA	60	49	52	45	174	380	69.09
13	13X51A0514	TIRUCHANAPALLI JAYA DEEP	72	59	55	49	196	431	78.36
14	13X51A0516	PAMIDI KIRANMAI	69	55	62	49	196	431	78.36
15	13X51A0517	VADUGURI KRISHNA CHAITANYA	46	47	43	35	170	341	62.00
16	13X51A0518	PASUPULA KRISHNA KARTHIK	62	56	53	48	184	403	73.27
17	13X51A0519	VANGA MANVITHA	61	47	53	45	185	391	71.09
18	13X51A0520	ANUMULA MURALIDHAR	61	53	53	47	196	410	74.55
19	13X51A0521	PANYAM NAGA DIVYA	69	63	58	45	177	412	74.91
20	13X51A0522	KALIKI NAGA SOWJANYA	73	67	58	49	198	445	80.91
21	13X51A0523	PALURU NAGA SUSMITHA KRISHNA	60	55	59	47	191	412	74.91
22	13X51A0524	RAYAPUREDDY NARASIMHA REDDY	70	66	58	48	194	436	79.27
23	13X51A0525	LAGISETTY NAVEENA	65	66	59	46	187	423	76.91
24	13X51A0526	SIGARAMBOTLA NINITHA	62	77	54	45	188	426	77.45
25	13X51A0527	VEMULA PHANINDRA	67	63	65	49	196	440	80.00
26	13X51A0528	KARAPAKULA RAMYA TEJA	68	73	54	48	192	435	79.09
27	13X51A0529	BUKKASAMUDRAM RAVINDRA REDDY	63	63	56	44	181	407	74.00
28	13X51A0530	ALLAGADDA ROJA	72	74	65	49	192	452	82.18
29	13X51A0531	ADIREDDY ROOPA	63	63	66	47	191	430	78.18
30	13X51A0532	ARAVETI SANDEEP	42	63	43	47	186	381	69.27
31	13X51A0533	TALARI SARITHA	58	59	69	48	192	426	77.45
32	13X51A0534	VANGALA SIREESHA	34	51	56	44	181	366	66.55
33	13X51A0535	JINKALA SNEHA	62	55	51	45	179	392	71.27
34	13X51A0536	KUDUMULA SUNILKUMAR REDDY	59	68	56	44	189	416	75.64
35	13X51A0537	CHITTE PRATHIBA SUNIL	58	57	41	43	174	373	67.82
36	13X51A0538	KALVA SUPRAJA	67	68	63	48	190	436	79.27
37	13X51A0539	NARAYANA SUSHRUTHA	66	66	56	46	191	425	77.27
38	13X51A0540	NARASAPURAM TEJESWINI	54	50	54	47	186	391	71.09
39	13X51A0541	DONTHU USHAMADHURI	60	54	54	43	174	385	70.00
40	13X51A0542	SUNKU VISHNUPRIYA	65	72	62	48	187	434	78.91
41	13X51A0543	KOPPERLA YAMUNA	69	68	65	49	196	447	81.27
42	14X55A0501	TENKAYALA SHAIKSHAVALI	57	58	64	48	189	416	75.64
43	12X51A0542	TALARI SAIDEKSHITH MOWRYA	60	59	52	48	193	412	74.91
44	124KA0510	GANAPAM SAHEETYA	52	49	50	45	174	370	67.27
Total Failed			2	0	3	0	0		
Highest marks			73	77	69	49	198		
Average Marks			60.95	59.89	56.11	46.41	187.43		

Total no of Students Registered	:	44
Total no of Students Failed	:	4
Total no of Students Passed	:	40
percentage of pass	:	90.91

Komed
 Examination Incharge

Examination Incharge
 Santhiram Engineering College
 Nandyal, Kurnool(Dt), A.P.

20/05/18
 Chief Superintendent

Chief Superintendent
 (EXAMINATIONS)
 Santhiram Engineering College
 NANDYAL



SANTHIRAM ENGINEERING COLLEGE
Approved By A.I.C.T.E, New Delhi, Affiliated to J.N.T.U.A, Anantapuramu
AN ISO 9001:2008 CERTIFIED COLLEGE
2(D and 12(B) recognition by UGC Act,1956
NH-18,Nandyal, Kurnool , A.P.-518 502

Dept: EEE


FINAL PASSING EXAMINATION

S.No	ROLLNO	NAME OF THE STUDENT	13A02801	13A02803	13A04703	13A02807	13A02808	TOTAL (550 M)	%
			Inst	HVDC	ES	TS	PW		
1	13X51A0203	Anitha.K	67	55	73	47	193	435	79.091
2	13X51A0204	Asritha.B	73	69	76	50	199	467	84.909
3	13X51A0205	Ayaz Basha.G.Md.	57	45	51	43	190	386	70.182
4	13X51A0206	Bharath.P.V.	65	54	57	35	190	401	72.909
5	13X51A0207	Bhargavi.A	80	74	72	49	199	474	86.182
6	13X51A0208	Chandrika.A	74	61	69	45	194	443	80.545
7	13X51A0209	Deepthi.N	76	69	70	45	194	454	82.545
8	13X51A0210	Dhana Sree.I	69	56	67	46	194	432	78.545
9	13X51A0211	Hussain Vali.S	43	29	27	40	165	304	55.273
10	13X51A0212	Jahnavi.S	71	56	54	48	196	425	77.273
11	13X51A0213	Kareemulla.S	85	72	73	50	200	480	87.273
12	13X51A0214	Keshava Reddy.K	53	47	40	35	182	357	64.909
13	13X51A0217	Mahaboob Basha.S	64	56	54	45	197	416	75.636
14	13X51A0219	Naga Maddileti.N	73	65	70	45	193	446	81.091
15	13X51A0220	Naga Mallikarjuna Reddy.M	51	40	40	35	170	336	61.091
16	13X51A0221	Naga Prasad.P	77	67	58	48	186	436	79.273
17	13X51A0222	Naga Tejeswi.A	83	71	73	50	199	476	86.545
18	13X51A0223	Naresh.I	81	62	66	48	197	454	82.545
19	13X51A0224	Noor Mahemmad.M	32	40	30	42	185	329	59.818
20	13X51A0225	Pavan Kumar Reddy.Y	60	53	52	40	180	385	70
21	13X51A0227	Prabhakar.D	56	55	48	48	196	403	73.273
22	13X51A0228	Punarvi.P	79	68	69	50	200	466	84.727
23	13X51A0229	Raj Shilesh.B	67	60	61	48	193	429	78
24	13X51A0230	Rakesh.V.B.	42	45	35	40	182	344	62.545
25	13X51A0231	Rama Kesha Vardhan Reddy.M	48	48	30	44	182	352	64
26	13X51A0233	Sai Charitha.M	74	66	69	49	199	457	83.091
27	13X51A0234	Sai Kumar.A	81	72	74	49	199	475	86.364
28	13X51A0236	Sai Sree Charan.G	47	46	52	38	183	366	66.545
29	13X51A0237	Sesha Sowmya Chinmayi	53	46	53	38	185	375	68.182
30	13X51A0238	Shanthi Sri.C	69	62	70	48	198	447	81.273
31	13X51A0239	Siva Vardhan Reddy.U	47	41	43	35	170	336	61.091
32	13X51A0240	Sri Chaitanya.P	77	68	71	49	199	464	84.364
33	13X51A0241	Subbarami Reddy.N	29	43	36	35	165	308	56
34	13X51A0242	Supraja.B	50	66	70	45	194	425	77.273
35	13X51A0243	Suresh Kumar.D	80	57	71	49	196	453	82.364
36	13X51A0245	Vasudeva Raju.J	68	57	60	50	200	435	79.091
37	13X51A0247	Vinay Kumar.J	74	57	71	49	195	446	81.091
38	14X55A0201	Ashok.T	66	47	56	38	185	392	71.273
39	14X55A0202	Eleesha. S	40	26	31	35	176	308	56
40	14X55A0203	Farook Basha. P	59	53	53	45	190	400	72.727
41	14X55A0205	Manasa Lakshmi. B	69	58	62	47	196	432	78.545
42	14X55A0206	Pedda Kambaiah. V	60	48	53	48	197	406	73.818
43	14X55A0207	Sai Dwarakanath. A	50	47	47	43	191	378	68.727

44	14X55A0208	Siva Ramakrishna. S	60	54	51	47	187	399	72.545
45	14X55A0209	Surendra Babu. N	59	46	53	43	191	392	71.273
46	14X55A0210	Uday Prasad. N	64	55	63	48	197	427	77.636
47	14X55A0211	Uma Maheswari. V	67	58	62	49	197	433	78.727
48	14X55A0212	Vinod. S.V.	47	45	44	38	189	363	66
49	14X55A0213	Yella Subbaiah. B	56	53	50	48	193	400	72.727
50	12X51A0201	P. Adithya shekar	47	23	42	30	165	307	55.818
51	12X51A0207	K. Bhargava Narayan	48	40	48	30	165	331	60.182
52	12X51A0236	O. Sreekanth	18	17	17	30	160	242	44
53	13X55A0204	S. Imdad	54	42	50	40	186	372	67.636
54	149E5A0202	C. Sheela	53	30	44	40	187	354	64.364

Total Failed	3	5	7	0	0
Highest marks	85	74	76	50	200
Average Marks	60.96	52.59	55.20	43.50	188.72

Total no of Students Registered	54
Total no of Students Failed	9
Total no of Students Passed	45
percentage of pass	83.33


Examination in Charge
Examination Incharge
Santhiram Engineering College
Nandyal, Kurnool(Dt), A.P.


Chief Superintendent
Chief Superintendent
(EXAMINATIONS)
Santhiram Engineering College
NANDYAL



SANTHIRAM ENGINEERING COLLEGE

Approved By A.I.C.T.E, New Delhi, Affiliated to J.N.T.U.A, Anantapuramu

AN ISO 9001:2015 CERTIFIED COLLEGE

2(f) and 12(B) recognition by UGC Act,1956

NH-18,Nandyal, Kurnool , A.P.-518 502

Dept:ME

FINAL PASSING EXAMINATION

S.No	ROLLNO	NAME OF THE STUDENT	13A03801	13A03805	13A03807	13A03810	13A03811	TOTAL (550 M)	%
			IE	GT&JP	MMM	Tech Sem	Project		
			100M	100M	100M	50M	200 M		
1	13X51A0301	CHINTAKUTLA AJAY KUMAR	50	54	52	41	185	382	69.45
2	13X51A0302	SHAIK ABDUL RAZAK	53	52	52	45	189	391	71.09
3	13X51A0303	ETTA AMARESH GOUD	71	79	71	47	196	464	84.36
4	13X51A0305	DORNIPATI ARUNA	64	61	61	45	190	421	76.55
5	13X51A0306	DONTA BHARATH KUMAR GOUD	67	85	65	49	198	464	84.36
6	13X51A0307	D CHNDRA MOULESWARA REDDY	53	52	58	46	190	399	72.55
7	13X51A0308	KURUVA GANESH NARAYANA	64	71	71	47	193	446	81.09
8	13X51A0309	N. GOPAL REDDY	53	55	56	48	192	404	73.45
9	13X51A0310	GAJULA GUNA SEKHAR	52	68	65	42	187	414	75.27
10	13X51A0311	DUDEKULA GURU MURTHY	56	62	67	42	191	418	76.00
11	13X51A0312	J.DINAKARAN	57	61	71	42	188	419	76.18
12	13X51A0313	SANGENABOYANA JAMBULAI AH	63	79	78	49	198	467	84.91
13	13X51A0315	BOLLAVARAM JYOTHIRMAI	53	58	65	44	186	406	73.82
14	13X51A0316	KOPPULA MADAN MOHAN	54	61	62	46	190	413	75.09
15	13X51A0317	THAPPETA MADHU	54	74	55	48	195	426	77.45
16	13X51A0318	BANDELA MALLIKARJUNA	52	78	57	47	192	426	77.45
17	13X51A0319	KOTHA MANIKANTHA	64	77	57	48	195	441	80.18
18	13X51A0320	PULLAGURA MANOJ	62	72	70	49	198	451	82.00
19	13X51A0321	SEEDARLA MISHOK KUMAR	42	54	42	41	188	367	66.73
20	13X51A0322	SHAIK MOHAMMAD INTHIAS	69	77	71	48	196	461	83.82
21	13X51A0323	JINKALA NAGARAJU	68	69	66	49	198	450	81.82
22	13X51A0324	MANGALI VENKATA NAGARJUNA	56	58	58	46	191	409	74.36
23	13X51A0325	KAMAVARAM NARESH	43	48	40	40	182	353	64.18
24	13X51A0326	PANDANABOINA PEDDI RAJUYADAV	46	52	44	40	182	364	66.18
25	13X51A0327	GOSA PRABHU TEJA	65	80	58	49	198	450	81.82
26	13X51A0328	B N PRASANTH	60	83	86	49	196	474	86.18
27	13X51A0329	AVULA PRAVEEN KUMAR	54	67	54	46	190	411	74.73
28	13X51A0331	SALE RAGHAVENDRA	52	52	48	45	188	385	70.00
29	13X51A0332	P.RAHUL	63	76	77	49	197	462	84.00
30	13X51A0333	GALIGIRI RAVI KUMAR	39	49	32	44	187	351	63.82
31	13X51A0334	DODOGI RAVIKIRAN ACHARI	53	78	55	42	186	414	75.27
32	13X51A0335	SHAIK SANAULLA	57	65	72	45	193	432	78.55
33	13X51A0336	PARSHA SANDEEP KUMAR	54	57	53	46	193	403	73.27
34	13X51A0337	VANIPENTA SANJEEVA REDDY	55	78	58	48	197	436	79.27
35	13X51A0338	SHAIK SHABBEER BASHA	62	69	44	47	195	417	75.82
36	13X51A0339	MOOLINTI SHAIKSHAVALI	69	80	42	47	194	432	78.55
37	13X51A0340	BYSANI SHANMUGA	64	65	55	48	194	426	77.45
38	13X51A0341	CHAKALI SIKINDAR BHAT	71	90	61	49	198	469	85.27
39	13X51A0342	Sriharivardhan Reddy.D	79	84	73	49	198	483	87.82
40	13X51A0343	VENNAPUSA SRINIVASA REDDY	53	57	78	45	188	421	76.55

41	13X51A0344	DONTHU SUBRAMANYAM	65	57	60	47	190	419	76.18
42	13X55A0345	DONTHU SUNIL KUMAR GOUD	66	63	76	49	196	450	81.82
43	13X51A0346	PALUKURI SUNIL	74	76	82	45	190	467	84.91
44	13X51A0347	DONTHU SUREDRA KUMAR	71	78	70	47	195	461	83.82
45	13X51A0348	CHITTI REDDY SURENDRA REDDY	69	83	70	35	177	434	78.91
46	13X51A0349	PALUCHANI SURENDRANATH REDDY	65	63	63	43	189	423	76.91
47	13X51A0350	KONDU SURESH	65	72	78	46	193	454	82.55
48	13X51A0351	AMRUTHALA UTTAM JAMES PAUL	61	62	59	45	189	416	75.64
49	13X51A0352	MUSALLAMADUGU VASEEM,	55	52	51	42	187	387	70.36
50	13X51A0353	ORVAKANTI VENKATA KRISHNA	69	82	76	48	194	469	85.27
51	12X51A0333	S SADHU SATYA PRANAY	54	60	55	46	192	407	74.00
52	123J1A0312	SHAIKTHAHER HUSSAIN	62	75	56	45	187	425	77.27
53	13721A0309	SHAIK SADDAM HUSSAIN	60	68	63	46	190	427	77.64
54	13AT1A0346	A.Subba Raidu	47	58	55	47	193	400	72.73
55	14X55A0301	SHAIK AKHILBASHA	75	91	92	49	198	505	91.82
56	14X55A0302	SHAIK AZMATHULLA	76	92	92	49	198	507	92.18
57	14X55A0304	TAMATAM LOKESH	59	62	70	46	196	433	78.73
58	14X55A0305	SHAIK MOHAMMAD ZUBAIR	60	61	65	44	189	419	76.18
59	14X55A0306	DANDU NARENDRA	68	72	80	45	195	460	83.64
60	14X55A0307	PINJARI NEVEENBASHA	68	80	84	45	194	471	85.64
61	14X55A0308	VITLAPURAM SIVANAGENDRUDU	69	72	72	48	196	457	83.09
62	14X55A0309	BANDAPALLI SRIKANTH	71	77	88	47	196	479	87.09
63	14X55A0310	DAKKA SURENDRA	54	58	54	42	185	393	71.45
64	14X55A0311	GAJULA SURENDRA	54	72	67	41	183	417	75.82
65	14X55A0312	SHAIKTHAHER HUSSAIN	73	83	85	48	196	485	88.18
66	14X55A0313	PALETI VENKATESH	63	67	79	41	188	438	79.64
		Total Failed	3	0	7	0	0		
		Highest marks	79	92	92	49	198		
		Average Marks	60.43939394	68.53030303	64.2727273	45.65151515	191.787879		

Total no of Students Registered	:	66.00
Total no of Students Failed	:	8.00
Total no of Students Passed	:	58.00
percentage of pass	:	87.88

K. Venkatesh
Examination Incharge
Examination Incharge
Santhiram Engineering College
Nandyal, Kurnool(Dt), A.P.

20/05/17
Chief Superintendent
Chief Superintendent
(EXAMINATIONS)
Santhiram Engineering Co
NANDYAL



SANTHIRAM ENGINEERING COLLEGE
Approved By A.I.C.T.E, New Delhi, Affiliated to J.N.T.U.A, Anantapuramu
AN ISO 9001:2008 CERTIFIED COLLEGE
2(f) and 12(B) recognition by UGC Act,1956
NH-18,Nandyal, Kurnool , A.P.-518 502

Dept: MBA

2015 Batch

FINAL PASS EXAMINATIONS

S.No	ROLLNO	NAME OF THE STUDENT	StM	GBM	E-V	E-VI	Sem	Project	TOTAL (650 M)	%
1	15X51E0001	POLUGARI ANIL KUMAR	74	70	70	59	45	175	493	75.85
2	15X51E0002	KOLA ANJANEYULU	70	65	77	75	48	195	530	81.54
3	15X51E0003	SHAIK APSAR BASHA	58	58	41	61	40	178	436	67.08
4	15X51E0004	GALI ASOKANAND REDDY	82	67	66	67	49	199	448	68.92
5	15X51E0005	CHAKALI BALA KRISHNA	70	60	64	59	40	184	477	73.38
6	15X51E0006	MOGAL CHAND BASHA	70	66	65	67	42	185	495	76.15
7	15X51E0007	PESARAI CHANDRA SEK HAR	60	58	62	54	38	176	448	68.92
8	15X51E0008	TALARI CHENNAKESAVULU	75	66	71	65	45	187	509	78.31
9	15X51E0009	SIRUPA DEEPIKA	80	70	74	67	48	198	537	82.62
10	15X51E0010	BOYA DHANANJAYUDU	61	58	69	57	42	180	467	71.85
11	15X51E0011	NAGETI DHARANI	72	63	69	62	45	180	491	75.54
12	15X51E0012	PATEEL DHATHRI	78	68	66	71	45	184	512	78.77
13	15X51E0013	UPPALA GOUTHAMI	76	71	70	67	49	199	532	81.85
14	15X51E0014	SHAIK HAJIVALI	66	60	66	56	40	179	467	71.85
15	15X51E0015	CHINTHAKUNTA HANUMANTHA REDDY	70	62	65	70	48	190	505	77.69
16	15X51E0016	GUNDALA HARI KRISHNA	61	55	58	64	42	179	459	70.62
17	15X51E0017	THURPUNATI JAGADEESWARA REDDY	61	61	71	63	43	182	481	74.00
18	15X51E0018	ALLIPURAM JANARDHAN	65	38	63	58	40	178	442	68.00
19	15X51E0019	KUMMITHA JAYANTH KUMAR	63	62	70	58	45	191	489	75.23
20	15X51E0021	RAYAMALPUR LOKESWARA REDDY	47	51	57	40	40	175	410	63.08
21	15X51E0022	DUDEKULA MAHABOOB BASHA	59	60	63	64	40	178	464	71.38
22	15X51E0023	K MAHANANDI REDDY	57	53	52	51	38	172	423	65.08
23	15X51E0024	T MAHESH	76	58	70	70	40	183	497	76.46
24	15X51E0025	MULLA MALLIKABEE	77	68	69	80	49	199	542	83.38
25	15X51E0026	SEELAM MAMATHA	70	69	59	65	46	189	498	76.62
26	15X51E0027	BANA NAGA KRISHNA REDDY	69	70	71	55	44	186	495	76.15
27	15X51E0029	MUKKAMALLA NARESH KUMAR	64	58	72	59	43	187	483	74.31
28	15X51E0030	MULINTI NAZEER HUSSAIN	65	67	63	50	40	179	464	71.38
29	15X51E0031	ALLURU NOOR BASHA	62	66	59	59	40	176	462	71.08
30	15X51E0032	GADWALA PAVAN KUMAR	62	59	66	60	40	180	467	71.85
31	15X51E0033	KOLLI PAVANI	74	67	72	71	49	199	532	81.85
32	15X51E0034	SINGASANI PAVANI	82	71	78	79	49	199	558	85.85
33	15X51E0035	MEKA PURUSHOTAM REDDY	73	62	65	72	45	190	507	78.00
34	15X51E0036	KAMMA RAGHU	66	67	63	69	40	183	488	75.08
35	15X51E0037	GODUGULA RAJESH	59	61	70	56	42	184	472	72.62
36	15X51E0038	PATTI RAJESH	64	63	65	62	46	189	489	75.23
37	15X51E0039	BURRADDIPALLE RAJU	64	67	68	51	44	184	478	73.54
38	15X51E0040	MESA RAJU	70	57	60	63	44	183	477	73.38
39	15X51E0041	YAMARUPU RAMADEVI	69	55	61	68	42	178	473	72.77

40	15X51E0042	ANNEPU RAMANATHA REDDY	73	56	62	62	45	190	488	75.08
	HT. NO	Name of the student	Marks						Tot (650)	%
			StM	GBM	E-V	E-VI	Sem	Project		
41	15X51E0043	KALLURI RAVI KUMAR	59	55	64	58	40	185	461	70.92
42	15X51E0044	BAIRAKDHARI SADDAM HUSSAIN	62	59	65	60	40	181	467	71.85
43	15X51E0045	GRANDE SAIKOWSIK	74	76	69	61	45	188	513	78.92
44	15X51E0046	SANGA SAIKRISHNA	61	62	60	48	42	188	461	70.92
45	15X51E0047	KALVA SAI SAMYUKTHA	63	67	76	67	43	190	506	77.85
46	15X51E0048	DHARANI SANDEEP KUMAR	67	62	60	60	38	180	467	71.85
47	15X51E0049	BIRUSANTI SANJEEVKUMAR	59	54	67	56	40	184	460	70.77
48	15X51E0050	BYSANI SANKEERTHI	69	67	69	72	46	190	513	78.92
49	15X51E0051	BHUMA SHOBHA RANI	61	62	63	64	44	187	481	74.00
50	15X51E0052	MEERJA SHAHABUNNISA BEGUM	78	62	65	70	49	195	519	79.85
51	15X51E0054	I SHARMILA RANI	68	68	71	63	48	194	512	78.77
52	15X51E0055	ANNAMARAJU SIRISHA	79	79	69	71	49	198	545	83.85
53	15X51E0056	BHERAM SIVA HARITHA	74	79	71	76	49	199	548	84.31
54	15X51E0057	ALLE VENKATA SIVA NAGI REDDY	65	54	54	62	45	189	469	72.15
55	15X51E0058	POTTURU SIVA PRASADU NAYUDU	68	62	64	62	42	185	483	74.31
56	15X51E0059	VADDEBOYINA SRAVANTHI	67	63	60	67	45	193	495	76.15
57	15X51E0061	KARNATI SUCHARITHA	81	62	69	78	49	197	536	82.46
58	15X51E0062	KARNATI SUPRAJA	75	64	64	71	48	194	516	79.38
59	15X51E0063	YANNAM SUPRIYA	79	76	72	71	48	196	542	83.38
60	15X51E0064	GUNDRATI TEJESWAR GOUD	68	67	63	56	45	184	483	74.31
61	15X51E0065	PARADESI VASANTHA	62	59	59	69	42	183	474	72.92
62	15X51E0067	M VENKATESWARLU	64	54	57	52	40	176	443	68.15
63	15X51E0068	THIPPAREDDYGARI VIJAYKUMARREDDY	60	63	67	55	40	178	463	71.23
64	15X51E0069	KATTA VIJAYA LAKSHMI	72	74	64	58	42	186	496	76.31
65	15X51E0070	BHASKAR VISHNU VARDHAN	76	54	50	65	42	184	471	72.46
66	15X51E0071	RAYAPATI VYSHNAVI	68	68	72	69	45	193	515	79.23
67	15X51E0073	VALLELA RAJENDRA REDDY	77	66	63	66	44	189	505	77.69
68	15X51E0074	MALAPATI RAMESH	69	64	65	44	40	183	465	71.54
		Total failed	1	1	1	6	0	0		
		Highest marks	82	79	78	80	49	198		
		Average marks	68.2	63	65.2	62.90	44.2	184.2		

Total No.of students registered	68
Total No.of students failed	8
Total No. of studetns Passed	60
Percentage of Pass	88.2

K. S. S.
Examination Incharge
Examination Incharge
Santhiram Engineering College
Nandyal, Kurnool(Dt), A.P.

[Signature]
Chief Superintendent
Chief Superintendent
(EXAMINATIONS)
Santhiram Engineering College
NANDYAL



SANTHIRAM ENGINEERING COLLEGE
Approved By A.I.C.T.E, New Delhi, Affiliated to J.N.T.U.A,
Anantapuramu
AN ISO 9001:2015 CERTIFIED COLLEGE
2(f) and 12(B) recognition by UGC Act,1956

Couse & Dept: M.Tech(VLSISD) & ECE

FINAL PASSING EXAMINATION

S.No	ROLLNO	NAME OF THE STUDENT	SEMINAR	PROJECT - WORK	TOTAL (50M)	%
1	15X51D5701	P.Y.AHAMMED KHAN	48	C	48	96.00
2	15X51D5702	N.JAYA MARY	49	B	49	98.00
3	15X51D5703	P.JAYANTHI	48	C	48	96.00
4	15X51D5704	S.VENKATA SURESH	48	B	48	96.00
5	15X51D5705	D.YASWANTH	48	C	48	96.00
		Total Failed	0	0		
		Highest marks	49	B		
		Average Marks	94.00			

Total no of Students Registered	5
Total no of Students Failed	0
Total no of Students Passed	5
percentage of pass	100

Kou...
Examination In charge
Examination Incharge
Santhiram Engineering College
Nandyal, Kurnool (Dt), A.P.

Chief Superintendent
Chief Superintendent
(EXAMINATIONS)
Santhiram Engineering College
NANDYAL